



Remark Web Survey[®] 5 Admin Control Panel

Welcome, **uuaresearch**.
[Logout](#)

Data & Stats

Password

Remark Live Stats[™]

Item Analysis

Response Report

Duration Report Interval (in Minutes)

Form Name: **fact2015uuasurvey**

Total responses: 548

1. When do you gather for worship? (Check all that apply.)

534 responses, 14 missing

Sunday morning	<input type="text"/>	525 (98.31%)
Other (please describe below):	<input type="text"/>	27 (5.06%)
Wednesday evening	<input type="text"/>	22 (4.12%)
Sunday evening	<input type="text"/>	13 (2.43%)
Sunday afternoon	<input type="text"/>	9 (1.69%)
Friday evening	<input type="text"/>	8 (1.50%)

2. Do you have more than one weekend worship service?

534 responses, 14 missing

No	<input type="text"/>	419 (78.46%)
Yes	<input type="text"/>	115 (21.54%)

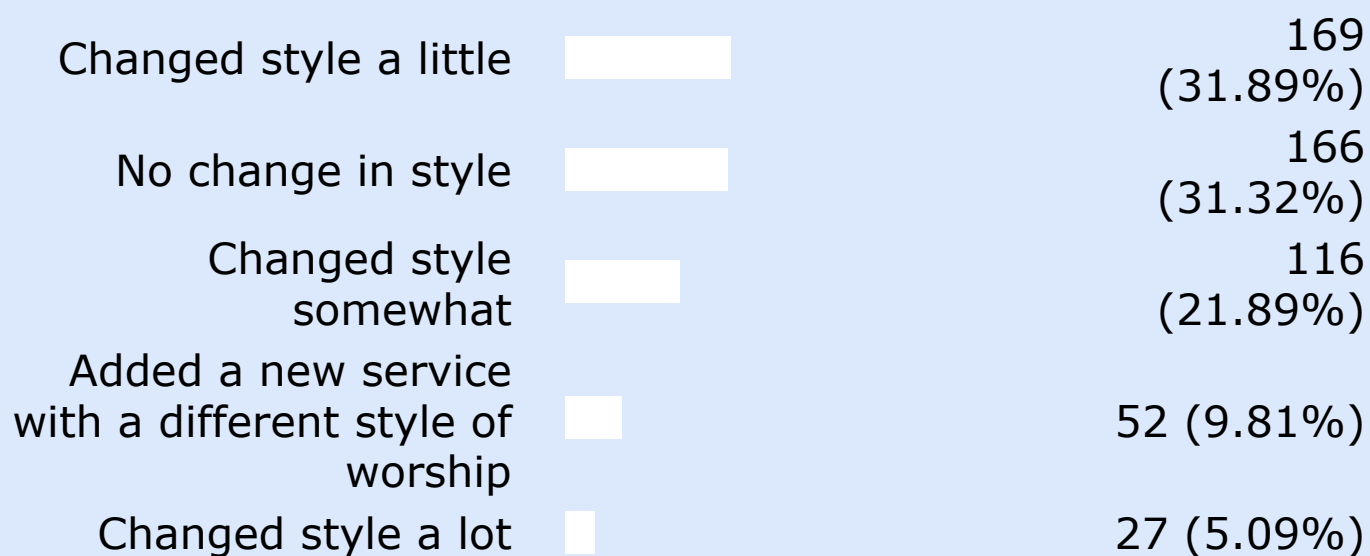
a. If Yes, are all the services of the same type or style, or do they vary?

160 responses, 388 missing

All the same	<input type="text"/>	84 (52.50%)
Vary	<input type="text"/>	76 (47.50%)

3. During the past 5 years, has your congregation changed the style of any of its weekend worship services or added a new service with a different style of worship?

530 responses, 18 missing



Organ

521 responses, 27 missing




Drums or other percussion instruments

519 responses, 29 missing



Electric guitar or bass

520 responses, 28 missing



		(30.58%)
Sometimes		126 (24.23%)
Often		35 (6.73%)
Always		8 (1.54%)

Visual projection equipment

511 responses, 37 missing

Sometimes		165 (32.29%)
Seldom		130 (25.44%)
Never		75 (14.68%)
Often		72 (14.09%)
Always		69 (13.50%)

Reading or performing by children or youth

524 responses, 24 missing

Sometimes		265 (50.57%)
Seldom		144 (27.48%)
Often		70 (13.36%)
Never		36 (6.87%)
Always		9 (1.72%)

Reverent

525 responses, 23 missing

Somewhat		215 (40.95%)
Quite Well		174 (33.14%)
Slightly		67 (12.76%)
Very Well		46 (8.76%)
Not at All		23 (4.38%)

Filled with a sense of God's presence

503 responses, 45 missing

Slightly		173 (34.39%)
Somewhat		147 (29.22%)
Not at All		86 (17.10%)
Quite Well		75 (14.91%)
Very Well		22 (4.37%)

Thought-provoking

525 responses, 23 missing

Quite Well		262 (49.90%)
Very Well		223 (42.48%)
Somewhat		37 (7.05%)
Slightly		2 (0.38%)
Not at All		1 (0.19%)

Nurturing of people's faith

520 responses, 28 missing

Quite Well		270 (51.92%)
Somewhat		120 (23.08%)
Very Well		110 (21.15%)
Slightly		19 (3.65%)
Not at All		1 (0.19%)

Innovative

530 responses, 18 missing

Somewhat		229 (43.21%)
Quite Well		143 (26.98%)
Slightly		112 (21.13%)
Very Well		33 (6.23%)
Not at All		13 (2.45%)

Inspirational

526 responses, 22 missing

Quite Well		290 (55.13%)
Very Well		123 (23.38%)
Somewhat		101 (19.20%)
Slightly		12 (2.28%)

Joyful

531 responses, 17 missing

Quite Well		257 (48.40%)
Somewhat		144 (27.12%)
Very Well		114 (21.47%)
Slightly		15 (2.82%)
Not at All		1 (0.19%)

Prayer or meditation groups or spiritual retreats

534 responses, 14 missing

Yes, Some Emphasis		286 (53.56%)
No		154 (28.84%)
Yes, A Lot of Emphasis		78 (14.61%)
Yes, A Specialty of Ours		16 (3.00%)

Bible, scripture or theological studies (other than Sunday school)



532 responses, 16 missing

No		277 (52.07%)
Yes, Some Emphasis		226 (42.48%)
Yes, A Lot of Emphasis		27 (5.08%)
Yes, A Specialty of Ours		2 (0.38%)

Fellowships or other social activities

541 responses, 7 missing

		285
--	--	-----

Yes, A Lot of Emphasis		(52.68%)
Yes, Some Emphasis		152 (28.10%)
Yes, A Specialty of Ours		99 (18.30%)
No		5 (0.92%)

Music program

535 responses, 13 missing

Yes, A Lot of Emphasis		185 (34.58%)
Yes, Some Emphasis		162 (30.28%)
Yes, A Specialty of Ours		145 (27.10%)
No		43 (8.04%)



Community service activities or helping those in need

535 responses, 13 missing

Yes, A Lot of Emphasis		236 (44.11%)
Yes, A Specialty of Ours		141 (26.36%)
Yes, Some Emphasis		141 (26.36%)
No		17 (3.18%)



Young adult (18-34) activities or programs

534 responses, 14 missing

No		321 (60.11%)
Yes, Some Emphasis		167 (31.27%)
Yes, A Lot of Emphasis		37 (6.93%)
Yes, A Specialty of Ours		9 (1.69%)

Youth (13-17) activities or programs

536 responses, 12 missing

Yes, Some Emphasis		191 (35.63%)
No		152 (28.36%)

Yes, A Lot of Emphasis		146 (27.24%)
Yes, A Specialty of Ours		47 (8.77%)

2. Did your congregation begin serving any new (for you) community needs or tackle any new social advocacy issues in the last two years?

536 responses, 12 missing

Yes		386 (72.01%)
No		150 (27.99%)

3. Who has primary responsibility for organizing the educational ministries of the congregation?

536 responses, 12 missing

Other paid staff		187 (34.89%)
Clergy leader (Pastor, Rabbi, Imam, Priest, etc.)		159 (29.66%)
Lay volunteer		127 (23.69%)
Other (please describe):		63 (11.75%)

Or, if you do not have such a program, check here and skip to question 5.

56 responses, 492 missing

No religious education program/classes		56 (100.00%)
--	--	-----------------

To acquire knowledge of Scripture

503 responses, 45 missing

Low Priority		240 (47.71%)
No Priority		213 (42.35%)
Moderate Priority		46 (9.15%)
High Priority		4 (0.80%)

To teach about love and justice toward others

494 responses, 54 missing

Highest Priority		273
------------------	--	-----

		(55.26%)
High Priority		182 (36.84%)
Moderate Priority		32 (6.48%)
Low Priority		5 (1.01%)
No Priority		2 (0.40%)

To develop congregational loyalty

495 responses, 53 missing

Moderate Priority		221 (44.65%)
Low Priority		159 (32.12%)
High Priority		75 (15.15%)
No Priority		32 (6.46%)
Highest Priority		8 (1.62%)

To develop denominational loyalty

493 responses, 55 missing

Moderate Priority		227 (46.04%)
Low Priority		166 (33.67%)
High Priority		53 (10.75%)
No Priority		39 (7.91%)
Highest Priority		8 (1.62%)

To relate your faith's beliefs and practices to each age-level

500 responses, 48 missing

High Priority		258 (51.60%)
Highest Priority		126 (25.20%)
Moderate Priority		89 (17.80%)
Low Priority		23 (4.60%)
No Priority		4 (0.80%)

To engage members in nurture and fellowship

498 responses, 50 missing

High Priority		253 (50.80%)
Highest Priority		151 (30.32%)
Moderate Priority		81 (16.27%)
Low Priority		12 (2.41%)
No Priority		1 (0.20%)

To inspire members to express their faith in life

493 responses, 55 missing

High Priority		206 (41.78%)
Highest Priority		140 (28.40%)
Moderate Priority		104 (21.10%)
Low Priority		36 (7.30%)
No Priority		7 (1.42%)

If Christian, to nurture belief and trust in Jesus Christ

293 responses, 255 missing

No Priority		248 (84.64%)
Low Priority		36 (12.29%)
Moderate Priority		7 (2.39%)
High Priority		1 (0.34%)
Highest Priority		1 (0.34%)

Personal prayer, meditation, scripture study, devotions or other spiritual practices

541 responses, 7 missing

A Little		210 (38.82%)
Some		175 (32.35%)
Not at All		92 (17.01%)
Quite a Bit		51 (9.43%)
A Lot		13 (2.40%)

Talking with friends and other members of the congregation about one's faith


(that is, about religious beliefs, values and commitments)

535 responses, 13 missing




Fasting

541 responses, 7 missing




Keeping the Sabbath day holy

536 responses, 12 missing



Parents talking with children about faith

539 responses, 9 missing



Living out one's faith in all aspects of one's daily life-work, family, civic engagement, etc.

541 responses, 7 missing

A Lot		245 (45.29%)
Quite a Bit		183 (33.83%)
Some		81 (14.97%)
A Little		23 (4.25%)
Not at All		9 (1.66%)

Worship services

527 responses, 21 missing

Yes, With Other Faith Traditions		266 (50.47%)
No		223 (42.31%)
Yes, With Other Christian Groups		76 (14.42%)

Educational or fellowship activities

529 responses, 19 missing

Yes, With Other Faith Traditions		303 (57.28%)
No		181 (34.22%)
Yes, With Other Christian Groups		86 (16.26%)

Community service activities

535 responses, 13 missing

Yes, With Other Faith Traditions		398 (74.39%)
Yes, With Other Christian Groups		132 (24.67%)
No		80 (14.95%)

7. Please check all the levels of Our Whole Lives that you offer:















361 responses, 187 missing

7-9		286 (79.22%)
10-12		201 (55.68%)

4-6		174 (48.20%)
K-1		141 (39.06%)
Adults		62 (17.17%)
Young Adults		60 (16.62%)

8. Please check all the following ministries and programs your congregations is involved with:

525 responses, 23 missing

Curriculum written by the UUA (on-line Tapestry of Faith or published manuals)		398 (75.81%)
Small Group Ministry/Chalice Circles		367 (69.90%)
Contemporary music in worship		342 (65.14%)
Pathway to Membership class		316 (60.19%)
Theme-based worship		299 (56.95%)
Multi-media in worship		277 (52.76%)
Leadership Development program of any kind		264 (50.29%)
Theme-based Religious Education		255 (48.57%)
Partnering with another congregation to organize for justice		236 (44.95%)
Theme-based worship & Religious Education		206 (39.24%)
Covenant of Right Relations		205 (39.05%)
Partnering with another congregation around thematic programming		88 (16.76%)
Other (please describe below):		67 (12.76%)
Business run out of the congregation as a form of revenue for the congregation		66 (12.57%)

Prison Ministries		57 (10.86%)
Partnering with another congregation to share staff		44 (8.38%)
Campus Ministries		43 (8.19%)
Military Ministries		17 (3.24%)
Planting new congregations		14 (2.67%)

Has a clear mission and purpose

540 responses, 8 missing

Agree		264 (48.89%)
Strongly Agree		137 (25.37%)
Neutral / Unsure		94 (17.41%)
Disagree		39 (7.22%)
Strongly Disagree		6 (1.11%)

Is quite different from other congregations in our community

535 responses, 13 missing

Strongly Agree		245 (45.79%)
Agree		236 (44.11%)
Neutral / Unsure		38 (7.10%)
Disagree		16 (2.99%)

Is good at incorporating newcomers into congregation

542 responses, 6 missing

Agree		324 (59.78%)
Neutral / Unsure		117 (21.59%)
Strongly Agree		73 (13.47%)
Disagree		26 (4.80%)
Strongly Disagree		2 (0.37%)

Is spiritually vital and alive

536 responses, 12 missing

Agree		325 (60.63%)
Strongly Agree		121 (22.57%)
Neutral / Unsure		79 (14.74%)
Disagree		10 (1.87%)
Strongly Disagree		1 (0.19%)


Is working for social justice

541 responses, 7 missing

Agree		279 (51.57%)
Strongly Agree		210 (38.82%)
Neutral / Unsure		42 (7.76%)
Disagree		9 (1.66%)
Strongly Disagree		1 (0.18%)

Is caring and supportive of members who have health, financial or personal needs

543 responses, 5 missing

Agree		303 (55.80%)
Strongly Agree		200 (36.83%)
Neutral / Unsure		34 (6.26%)
Disagree		6 (1.10%)






Is willing to change to meet new challenges

540 responses, 8 missing

Agree		281 (52.04%)
Neutral / Unsure		143 (26.48%)
Strongly Agree		86 (15.93%)
Disagree		23 (4.26%)
Strongly Disagree		7 (1.30%)





Is intentional about maximizing the number and variety of small groups we offer

538 responses, 10 missing

Agree		178 (33.09%)
Neutral / Unsure		174 (32.34%)
Disagree		112 (20.82%)
Strongly Agree		61 (11.34%)
Strongly Disagree		13 (2.42%)







Uses Internet and social media tools effectively

541 responses, 7 missing

Agree		253 (46.77%)
Neutral / Unsure		152 (28.10%)
Disagree		70 (12.94%)
Strongly Agree		56 (10.35%)
Strongly Disagree		10 (1.85%)



3. Has your congregation seriously considered changing denominations or becoming independent in the last 10 years?

540 responses, 8 missing

No		531 (98.33%)
Seriously considered but did not go independent		5 (0.93%)
Became dually affiliated		1 (0.19%)
Changed denomination affiliation		1 (0.19%)
Seriously considered but did not switch denomination		1 (0.19%)
Went independent		1 (0.19%)

2. What percentage of your congregation identify as People of Color?

536 responses, 12 missing

<10%		373 (69.59%)
None		82

		(15.30%)
10-24%		70 (13.06%)
25-49%		10 (1.87%)
50-74%		1 (0.19%)

3. Is your congregation engaged in intentional multicultural growth?

538 responses, 10 missing

No		358 (66.54%)
Yes		180 (33.46%)

4. Which of the following best describes your congregation's approach to how members hold each other accountable for active participation and faithful living?





538 responses, 10 missing

We have no formal way of monitoring and doing this, but members occasionally do it informally.		182 (33.83%)
This is not really something we emphasize.		181 (33.64%)
We have no formal way of monitoring and doing this, but it regularly happens informally.		94 (17.47%)
This is something we say is important and we have mechanisms in place for it, but we are really rather passive about doing it.		60 (11.15%)
It is an important and regular practice of our congregation.		21 (3.90%)

5. Overall, please estimate the number of your congregation's participants who are daily Internet or social media users in their everyday lives?

543 responses, 5 missing

Many		246 (45.30%)
		246

Most or all		(45.30%)
Some		43 (7.92%)
A few		7 (1.29%)
None/Very few		1 (0.18%)


6. Overall, to what extent are your participants involved in the congregation's programs, committees and service projects outside of worship?

541 responses, 7 missing

Quite a bit		290 (53.60%)
Some		156 (28.84%)
A lot		73 (13.49%)
A little		20 (3.70%)
Not at all		2 (0.37%)


7. Overall, to what extent are your congregation's regularly participating adults involved in recruiting new people?

542 responses, 6 missing

A little		283 (52.21%)
Some		189 (34.87%)
Not at all		44 (8.12%)
Quite a bit		26 (4.80%)


8. How would you describe the theological outlook of the majority of your regularly participating adults?

541 responses, 7 missing

Very liberal		469 (86.69%)
Somewhat liberal		67 (12.38%)
Moderate		4 (0.74%)
Somewhat conservative		1 (0.18%)

1. How high of a priority is it to engage young adults in your congregation?

536 responses, 12 missing

It is a priority, but other priorities are more immediate.		241 (44.96%)
--	---	-----------------

It is not really a priority.		188 (35.07%)
It is a main priority, along with a few other main priorities.		80 (14.93%)
It is one of our top priorities.		27 (5.04%)

2. Which of the following best describes your congregation's strategy for engaging young adults (18-34)?

535 responses, 13 missing

We don't really have an intentional strategy.		339 (63.36%)
Strategy is a pretty even balance of both general involvement and special opportunities/programs.		79 (14.77%)
Strategy is more geared to involving young adults in the general life and worship of the congregation.		70 (13.08%)
Strategy is more geared to creating special opportunities and programs specifically for young adults.		31 (5.79%)
Strategy is totally geared to involving young adults in the general life and worship of the congregation.		13 (2.43%)
Strategy is totally geared to creating special opportunities and programs specifically for young adults.		3 (0.56%)

5. Has the number of young adults participating in your congregation increased or decreased in the past 3 years? (Check the appropriate box and then fill in the estimated number.)

511 responses, 37 missing

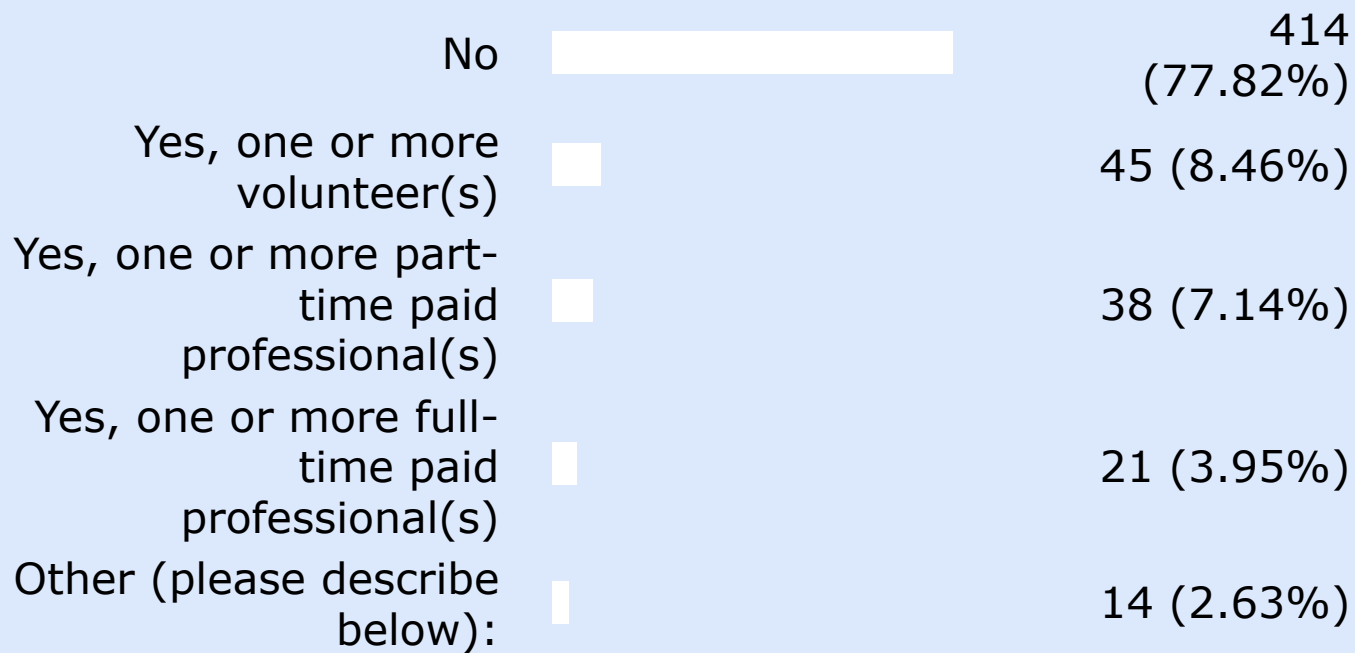
Stayed about the same		263 (51.47%)
Increased by about (write in number below)		209 (40.90%)
Decreased by about		39 (7.63%)

(write in number below)

39 (7.63%)


6. Does your congregation have a leader(s) whose specific responsibility includes programming or engaging young adults?

532 responses, 16 missing



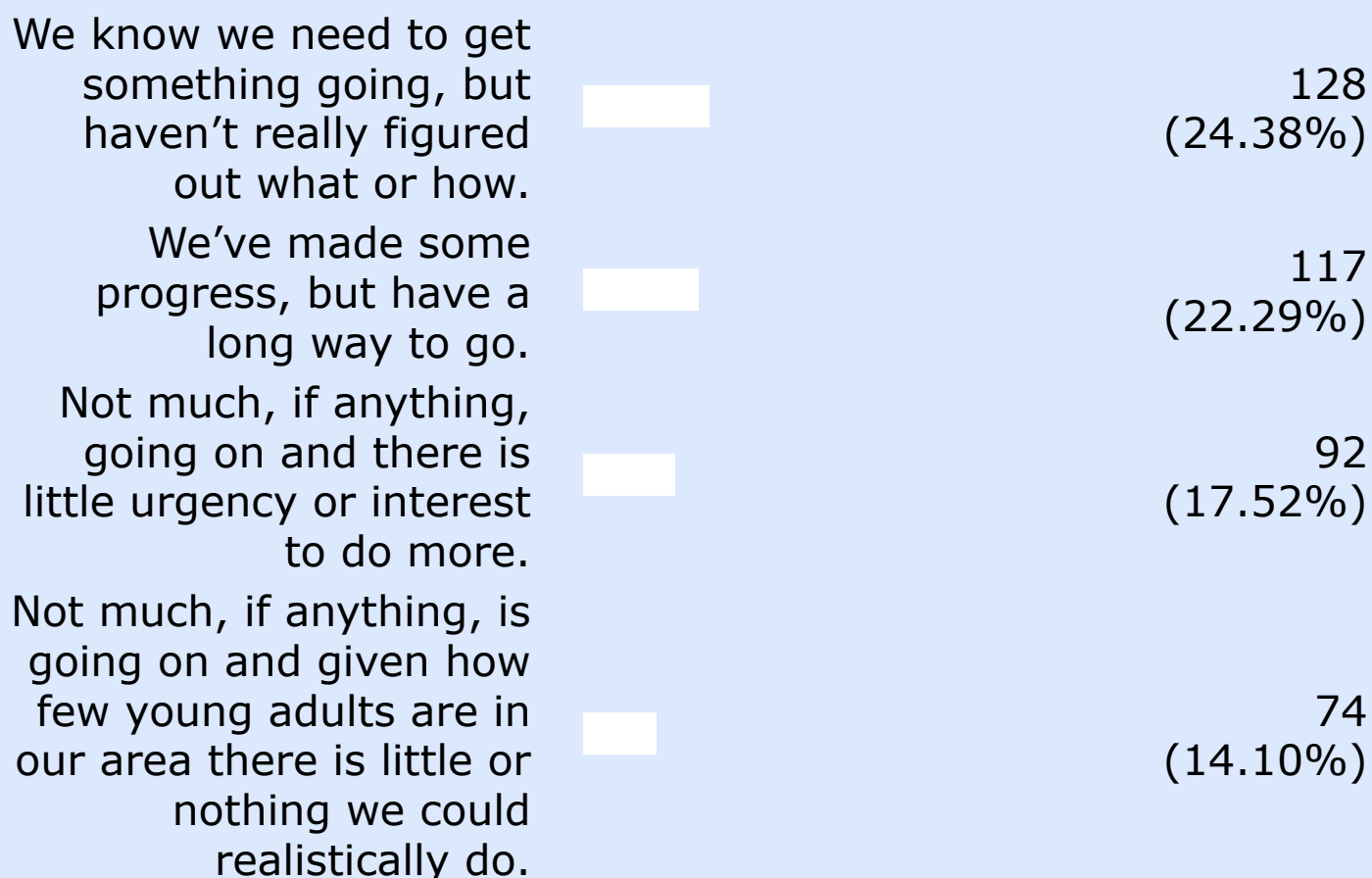
b. If Yes, are any of the leaders young adults themselves?

111 responses, 437 missing



8. Which of the following best describes your congregation's young adult ministry?

525 responses, 23 missing



We've tried a few things, but with relatively little success.		64 (12.19%)
We're doing okay, which is pretty good these days.		33 (6.29%)
It is thriving.		17 (3.24%)

Worship service(s) specifically for young adults

523 responses, 25 missing

No		482 (92.16%)
Yes, Some Emphasis		36 (6.88%)
Yes, A Lot of Emphasis		5 (0.96%)

Prayer/meditation groups or spiritual retreats

514 responses, 34 missing

No		454 (88.33%)
Yes, Some Emphasis		53 (10.31%)
Yes, A Lot of Emphasis		6 (1.17%)
Yes, A Specialty of Ours		1 (0.19%)

Scripture study groups/classes

517 responses, 31 missing

No		489 (94.58%)
Yes, Some Emphasis		25 (4.84%)
Yes, A Lot of Emphasis		3 (0.58%)

Theology or contemporary issue study groups/classes

517 responses, 31 missing

No		435 (84.14%)
Yes, Some Emphasis		66 (12.77%)
Yes, A Lot of Emphasis		14 (2.71%)
Yes, A Specialty of Ours		2 (0.39%)

Fellowship groups

522 responses, 26 missing

No		324 (62.07%)
Yes, Some Emphasis		139 (26.63%)
Yes, A Lot of Emphasis		51 (9.77%)
Yes, A Specialty of Ours		8 (1.53%)

Singles groups

516 responses, 32 missing

No		496 (96.12%)
Yes, Some Emphasis		19 (3.68%)
Yes, A Lot of Emphasis		1 (0.19%)

Pre-engagement dating groups/classes

517 responses, 31 missing

No		515 (99.61%)
Yes, Some Emphasis		2 (0.39%)

Engagement/pre-marital groups/classes

518 responses, 30 missing

No		505 (97.49%)
Yes, Some Emphasis		12 (2.32%)
Yes, A Lot of Emphasis		1 (0.19%)

Marriage groups/classes

517 responses, 31 missing

No		498 (96.32%)
Yes, Some Emphasis		14 (2.71%)
Yes, A Lot of Emphasis		4 (0.77%)
Yes, A Specialty of Ours		1 (0.19%)

Parenting groups/classes

512 responses, 36 missing

No		393 (76.76%)
Yes, Some Emphasis		90 (17.58%)

Yes, A Lot of Emphasis		24 (4.69%)
Yes, A Specialty of Ours		5 (0.98%)

Recreational, sports or other physical activity groups

518 responses, 30 missing

No		450 (86.87%)
Yes, Some Emphasis		54 (10.42%)
Yes, A Lot of Emphasis		11 (2.12%)
Yes, A Specialty of Ours		3 (0.58%)

Community service activities

521 responses, 27 missing

No		343 (65.83%)
Yes, Some Emphasis		136 (26.10%)
Yes, A Lot of Emphasis		35 (6.72%)
Yes, A Specialty of Ours		7 (1.34%)

Mission trips/travel groups

514 responses, 34 missing

No		470 (91.44%)
Yes, Some Emphasis		31 (6.03%)
Yes, A Lot of Emphasis		10 (1.95%)
Yes, A Specialty of Ours		3 (0.58%)

Social justice engagement

521 responses, 27 missing

No		323 (62.00%)
Yes, Some Emphasis		130 (24.95%)
Yes, A Lot of Emphasis		47 (9.02%)
Yes, A Specialty of Ours		21 (4.03%)

Web or social media sites

522 responses, 26 missing

No		323 (62.00%)
----	--	-----------------

No (61.88%)

Yes, Some Emphasis 144 (27.59%)
Yes, A Lot of Emphasis 50 (9.58%)
Yes, A Specialty of Ours 5 (0.96%)

Other (explain below):

232 responses, 316 missing

No 220 (94.83%)

Yes, Some Emphasis 5 (2.16%)
Yes, A Specialty of Ours 4 (1.72%)
Yes, A Lot of Emphasis 3 (1.29%)

More desire or passion to reach out to this age group

512 responses, 36 missing

Very 157 (30.66%)
Some 138 (26.95%)
Essential 129 (25.20%)
A Little 62 (12.11%)
Not at All 26 (5.08%)

Better contact with young adults in the community




509 responses, 39 missing

Very 189 (37.13%)
Some 134 (26.33%)
Essential 128 (25.15%)
A Little 44 (8.64%)
Not at All 14 (2.75%)

Ideas or strategies about how to engage young adults


511 responses, 37 missing

Very 201 (39.33%)

Essential		128 (25.05%)
Some		122 (23.87%)
A Little		45 (8.81%)
Not at All		15 (2.94%)

More financial or other resources

509 responses, 39 missing

Some		176 (34.58%)
Very		140 (27.50%)
A Little		87 (17.09%)
Essential		73 (14.34%)
Not at All		33 (6.48%)

More interest on the part of young adults

503 responses, 45 missing

Very		170 (33.80%)
Some		135 (26.84%)
Essential		131 (26.04%)
A Little		46 (9.15%)
Not at All		21 (4.17%)

Other (explain below):

69 responses, 479 missing

Not at All		36 (52.17%)
Essential		13 (18.84%)
Very		11 (15.94%)
Some		6 (8.70%)
A Little		3 (4.35%)

1. Our congregation has:

538 responses, 10 missing

One clergy leader (no assistant or associate pastors).		348 (64.68%)
No clergy leader at present. (If you have no clergy leader at present, skip to Member Issues section below.)		104 (19.33%)
A senior clergy leader with one or more assistants or associates.		69 (12.83%)
Co-clergy leaders (two or more persons sharing the role equally).		17 (3.16%)

3. Gender:

427 responses, 121 missing

Female		236 (55.27%)
Male		191 (44.73%)

4. How many congregations does he/she serve?

433 responses, 115 missing

Only ours		404 (93.30%)
Two		24 (5.54%)
Three		3 (0.69%)
Four or more		2 (0.46%)

5. Employment status by the congregation of the clergy leader:

432 responses, 116 missing

Full-time paid		317 (73.38%)
Part-time paid		114 (26.39%)
Full-time unpaid		1 (0.23%)

6. Does your clergy leader use electronic technology and social media?

435 responses, 113 missing

Yes, a very frequent user		245 (56.32%)
Yes, a moderately		146

frequent user (33.56%)

Yes, but an infrequent user 37 (8.51%)

No 7 (1.61%)

Administrator

469 responses, 79 missing

Part-Time 275 (58.64%)

Full-Time 115 (24.52%)

None 57 (12.15%)

Volunteer 23 (4.90%)

Job Shared 5 (1.07%)

Director of Religious Education

466 responses, 82 missing

Part-Time 255 (54.72%)

Full-Time 111 (23.82%)

Volunteer 52 (11.16%)

None 48 (10.30%)

Job Shared 9 (1.93%)

Membership/Congregational Life

438 responses, 110 missing

None 200 (45.66%)

Volunteer 147 (33.56%)

Part-Time 70 (15.98%)

Full-Time 15 (3.42%)

Job Shared 7 (1.60%)

Music

469 responses, 79 missing

332

Part-Time		(70.79%)
Volunteer		91 (19.40%)
Full-Time		27 (5.76%)
None		21 (4.48%)
Job Shared		12 (2.56%)

Young Adult/Campus Ministry

429 responses, 119 missing

None		348 (81.12%)
Volunteer		54 (12.59%)
Part-Time		18 (4.20%)
Job Shared		11 (2.56%)
Full-Time		1 (0.23%)

Social Justice

440 responses, 108 missing

None		206 (46.82%)
Volunteer		205 (46.59%)
Part-Time		17 (3.86%)
Job Shared		13 (2.95%)
Full-Time		2 (0.45%)






1. How easy or difficult is it for your congregation to recruit people for volunteer leadership roles (for example, serving on governing boards or committees, or teaching Sunday School)?

542 responses, 6 missing

Recruiting volunteer leaders is a continual challenge, but we eventually find enough people to serve.		387 (71.40%)
We often can't find enough people who are willing to serve.		96 (17.71%)
We have no problem recruiting volunteer leaders.		59 (10.89%)





2. During the past 5 years has your congregation experienced any disagreements or conflicts? (Check all that apply.)

538 responses, 10 missing

Yes, and in at least one instance some people left		234 (43.49%)
Yes, but it/they were not serious		205 (38.10%)
Yes, and in at least one instance some people withheld donations		122 (22.68%)
Yes, and in at least one instance, a clergy leader or staff member left		83 (15.43%)
No		73 (13.57%)




3. How important is your denominational identity and affiliation to the majority of your members?

539 responses, 9 missing

Relatively important		238 (44.16%)
Very important		224 (41.56%)
Not very important		69 (12.80%)
We do not have a denominational affiliation		8 (1.48%)

1. Which of the following best describes your congregation?

541 responses, 7 missing

We are doing pretty well making the necessary changes.		211 (39.00%)
We are slowly changing, but not fast enough nor significantly enough.		184 (34.01%)
We need to change to increase our vitality and viability, but the congregation does not seem to realize it and/or doesn't want to make the necessary changes.		61 (11.28%)

We pride ourselves on our embrace of--and success in--constantly changing to improve and adapt.		46 (8.50%)
We are fortunate enough to be doing pretty well without having to think about significant changes.		35 (6.47%)
We are where we need to be and do not need to change.		4 (0.74%)

Leaders not wanting to be too far ahead of the congregation

411 responses, 137 missing

Not at All		151 (36.74%)
A Little		117 (28.47%)
Some		106 (25.79%)
Quite a Bit		32 (7.79%)
A Lot		5 (1.22%)

Lack of unifying and energizing vision or direction

411 responses, 137 missing

Some		139 (33.82%)
Quite a Bit		89 (21.65%)
A Little		85 (20.68%)
A Lot		49 (11.92%)
Not at All		49 (11.92%)

Lack of workable, concrete models that provide realistic, but vitalizing alternatives to the status quo

412 responses, 136 missing

Some		133 (32.28%)
Quite a Bit		110 (26.70%)

A Little		73 (17.72%)
Not at All		63 (15.29%)
A Lot		33 (8.01%)

Lack of resources-particularly of energy and finances

413 responses, 135 missing

A Lot		117 (28.33%)
Quite a Bit		111 (26.88%)
Some		106 (25.67%)
A Little		44 (10.65%)
Not at All		35 (8.47%)

The strong resistance from some members

413 responses, 135 missing

A Little		147 (35.59%)
Some		115 (27.85%)
Not at All		64 (15.50%)
Quite a Bit		55 (13.32%)
A Lot		32 (7.75%)

Other (explain below):

64 responses, 484 missing

Not at All		28 (43.75%)
A Lot		16 (25.00%)
Quite a Bit		10 (15.63%)
Some		8 (12.50%)
A Little		2 (3.13%)

Assistance from the denomination (advice, money, etc.)

508 responses, 40 missing

Some		144 (28.35%)
A Little		138 (27.17%)
Quite a Bit		113 (22.24%)
Did Not Try or Use		58 (11.42%)
Not at All		33 (6.50%)
A Lot		22 (4.33%)

Assistance of an outside consultant or program

489 responses, 59 missing

Did Not Try or Use		145 (29.65%)
A Little		104 (21.27%)
Some		96 (19.63%)
Quite a Bit		71 (14.52%)
Not at All		53 (10.84%)
A Lot		20 (4.09%)

Leadership with training and expertise in leading change

501 responses, 47 missing

Some		141 (28.14%)
A Little		102 (20.36%)
Quite a Bit		100 (19.96%)
Did Not Try or Use		95 (18.96%)
A Lot		41 (8.18%)
Not at All		22 (4.39%)

Familiarity with concrete models that provided realistic, vitalizing alternatives to the status quo

502 responses, 46 missing

Some		143 (28.49%)
------	--	-----------------

Did Not Try or Use		109 (21.71%)
A Little		101 (20.12%)
Quite a Bit		83 (16.53%)
Not at All		40 (7.97%)
A Lot		26 (5.18%)







Rigorous assessment and planning study of the congregation and its community

502 responses, 46 missing

Some		129 (25.70%)
Did Not Try or Use		121 (24.10%)
A Little		105 (20.92%)
Quite a Bit		82 (16.33%)
Not at All		44 (8.76%)
A Lot		21 (4.18%)




A crisis or opportunity that left no choice but to change

493 responses, 55 missing

Did Not Try or Use		119 (24.14%)
Not at All		107 (21.70%)
Quite a Bit		86 (17.44%)
Some		82 (16.63%)
A Little		56 (11.36%)
A Lot		43 (8.72%)

Other (explain below):

63 responses, 485 missing

Did Not Try or Use		28 (44.44%)
A Lot		19 (30.16%)
Quite a Bit		11

Not at All		3 (4.76%)
A Little		1 (1.59%)
Some		1 (1.59%)

Email Communication

540 responses, 8 missing

Yes, A Lot		349 (64.63%)
Yes, Quite a Bit		158 (29.26%)
Yes, Some		29 (5.37%)
Yes, A Little		4 (0.74%)

Website

528 responses, 20 missing

Yes, Quite a Bit		191 (36.17%)
Yes, A Lot		182 (34.47%)
Yes, Some		129 (24.43%)
Yes, A Little		19 (3.60%)
No		7 (1.33%)

Facebook

538 responses, 10 missing

Yes, Some		177 (32.90%)
Yes, Quite a Bit		169 (31.41%)
Yes, A Lot		118 (21.93%)
Yes, A Little		51 (9.48%)
No		23 (4.28%)

E-newsletter(s)

529 responses, 19 missing

Yes, A Lot		289 (54.63%)
Yes, Quite a Bit		153 (28.92%)

Yes, Some		49 (9.26%)
No		24 (4.54%)
Yes, A Little		14 (2.65%)

Texting

535 responses, 13 missing

No		313 (58.50%)
Yes, A Little		124 (23.18%)
Yes, Some		66 (12.34%)
Yes, Quite a Bit		22 (4.11%)
Yes, A Lot		10 (1.87%)

Automated prayer requests or phone contact

536 responses, 12 missing

No		497 (92.72%)
Yes, A Little		25 (4.66%)
Yes, Some		7 (1.31%)
Yes, Quite a Bit		4 (0.75%)
Yes, A Lot		3 (0.56%)

Live streaming of sermon

538 responses, 10 missing

No		491 (91.26%)
Yes, Some		17 (3.16%)
Yes, A Lot		13 (2.42%)
Yes, A Little		11 (2.04%)
Yes, Quite a Bit		6 (1.12%)

Blog(s)

535 responses, 13 missing

No		400 (74.77%)
Yes, A Little		63 (11.78%)
Yes, Some		45 (8.41%)
Yes, Quite a Bit		18 (3.36%)

Yes, A Lot

9 (1.68%)

Twitter

533 responses, 15 missing



Other social media (Yelp, Tumblr, Pinterest, etc.)

537 responses, 11 missing




Online giving

536 responses, 12 missing



Online meetings (Skype, Go to Meeting, etc)

536 responses, 12 missing



Yes, A Lot

10 (1.87%)

WiFi access in your building

529 responses, 19 missing

Yes, A Lot		216 (40.83%)
Yes, Quite a Bit		121 (22.87%)
No		81 (15.31%)
Yes, Some		78 (14.74%)
Yes, A Little		33 (6.24%)

Other (explain below):

51 responses, 497 missing

No		34 (66.67%)
Yes, A Lot		7 (13.73%)
Yes, Some		5 (9.80%)
Yes, Quite a Bit		4 (7.84%)
Yes, A Little		1 (1.96%)

2. Are your congregation's web efforts geared more to members of the congregation or more to people not related to your congregation?

542 responses, 6 missing

A good blend of both		368 (67.90%)
Primarily members and participants		83 (15.31%)
Primarily external audiences		78 (14.39%)
I don't know		7 (1.29%)
We do not have a web site		6 (1.11%)

3. Which of the following best expresses your opinion about the use of Internet technologies (email, social media, texting, etc.) in congregational life?

540 responses, 8 missing

In today's world, congregations must use modern communication technologies as widely		469 (86.85%)
--	--	-----------------

and as well as possible.

They can be quite helpful, but aren't really crucial for the congregation's vitality or success.		50 (9.26%)
Difficult to tell / mixed feelings.		18 (3.33%)
They have no place in congregational life.		2 (0.37%)
If used, they are likely to do more harm than good.		1 (0.19%)

Today

541 responses, 7 missing

Tight, but we manage		231 (42.70%)
Good		175 (32.35%)
In some difficulty		66 (12.20%)
Excellent		43 (7.95%)
In serious difficulty		26 (4.81%)

2010 (if applicable)







502 responses, 46 missing

Tight, but we manage		200 (39.84%)
Good		133 (26.49%)
In some difficulty		106 (21.12%)
In serious difficulty		33 (6.57%)
Excellent		30 (5.98%)

3. How would you describe the location of your place of worship?




542 responses, 6 missing

Small city or large town with a population of 10,000 to 50,000		163 (30.07%)
Older suburb around a large city with a		88

population of 50,000 or more		(16.24%)
Older residential area of a large city with a population of 50,000 or more		85 (15.68%)
Village or town with a population of less than 10,000		83 (15.31%)
Downtown or central area of a large city with a population of 50,000 or more		65 (11.99%)
Rural area or open country		30 (5.54%)
Newer suburb around a large city with a population of 50,000 or more		28 (5.17%)





4. Do you describe the community you serve as:

534 responses, 14 missing

Suburban		251 (47.00%)
Urban		128 (23.97%)
Rural		83 (15.54%)
Other (please describe below)		72 (13.48%)

5. Regarding the place you primarily gather on Sunday, do you:

542 responses, 6 missing

Own the building		478 (88.19%)
Rent		57 (10.52%)
Other (please describe below)		6 (1.11%)
Gather in people's homes		1 (0.18%)

6. Does another congregation worship in your building?

543 responses, 5 missing

No		434 (79.93%)
Yes		109 (20.07%)

a. If YES, how many other congregations?

113 responses, 435 missing

One		76 (67.26%)
Two		29 (25.66%)
Four or more		5 (4.42%)
Three		3 (2.65%)

i) Is its dominant racial/ethnic/nationality group different than your congregation's?

113 responses, 435 missing

No		68 (60.18%)
Yes		45 (39.82%)

ii) Does it have the same denominational affiliation as yours?

113 responses, 435 missing

No		110 (97.35%)
Yes		3 (2.65%)

ii) Does it pay rent?





113 responses, 435 missing

Yes		87 (76.99%)
No		26 (23.01%)

7. In closing: Which of the following best describes your sense of this congregation's future?

547 responses, 1 missing

We are doing okay and this should continue.		198 (36.20%)
We are thriving and this should continue.		171 (31.26%)
We are doing okay now,		

but the future is very uncertain.		64 (11.70%)
We are struggling, but the future clearly looks better.		62 (11.33%)
We are struggling, and that is likely to continue for the foreseeable future.		44 (8.04%)
Not sure this congregation will survive much longer.		8 (1.46%)

[Control Panel](#)

[Print Version](#)