

Band plays melody lines until
all parts are in. Chords/groove
begins at m. 21.

Love One Another

First UU Nashville Youth

With marching feet! ♩=112

The musical score is arranged in three systems, each with three staves: Descant (top), Melody (middle), and Bass/Low (bottom). The key signature has one flat (Bb) and the time signature is 4/4. The tempo is marked 'With marching feet! ♩=112'. The lyrics are written below the Bass/Low staff.

System 1 (Measures 1-3):

- Descant: Rests in all three measures.
- Melody: Rests in all three measures.
- Bass/Low: $\text{Bb} \text{ } 4 \text{ } \text{Bb} \text{ } 4 \text{ } \text{Bb} \text{ } 4 \text{ } \text{Bb} \text{ } 4$ (quarter notes), followed by a repeat sign. Measure 2: $\text{Bb} \text{ } 4 \text{ } \text{Bb} \text{ } 4$ (quarter notes), followed by a repeat sign. Measure 3: $\text{Bb} \text{ } 4 \text{ } \text{Bb} \text{ } 4$ (quarter notes), followed by a repeat sign.
- Lyrics: Let us love, Let us serve, Let us hon-or One an-

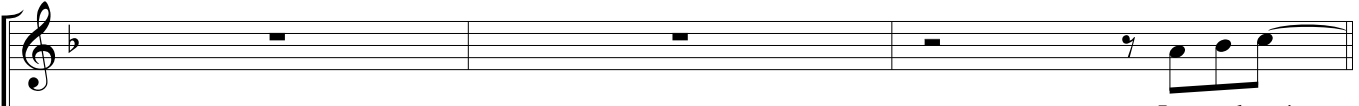
System 2 (Measures 4-6):


- Descant: Rests in all three measures.
- Melody: Measure 4: Rest. Measure 5: $\text{Bb} \text{ } 4 \text{ } \text{Bb} \text{ } 4$ (quarter notes), followed by a repeat sign. Measure 6: $\text{Bb} \text{ } 4 \text{ } \text{Bb} \text{ } 4$ (quarter notes), followed by a repeat sign.
- Bass/Low: Measure 4: $\text{Bb} \text{ } 4 \text{ } \text{Bb} \text{ } 4$ (quarter notes), followed by a repeat sign. Measure 5: $\text{Bb} \text{ } 4 \text{ } \text{Bb} \text{ } 4$ (quarter notes), followed by a repeat sign. Measure 6: $\text{Bb} \text{ } 4 \text{ } \text{Bb} \text{ } 4$ (quarter notes), followed by a repeat sign.
- Lyrics: Love one an-o - ther, — Serve one an-o - ther, —
o - ther, yes! O let us love, Let us serve, Let us


System 3 (Measures 7-9):

- Descant: Rests in all three measures.
- Melody: Measure 7: $\text{Bb} \text{ } 4 \text{ } \text{Bb} \text{ } 4$ (quarter notes), followed by a repeat sign. Measure 8: $\text{Bb} \text{ } 4 \text{ } \text{Bb} \text{ } 4$ (quarter notes), followed by a repeat sign. Measure 9: $\text{Bb} \text{ } 4 \text{ } \text{Bb} \text{ } 4$ (quarter notes), followed by a repeat sign.
- Bass/Low: Measure 7: $\text{Bb} \text{ } 4 \text{ } \text{Bb} \text{ } 4$ (quarter notes), followed by a repeat sign. Measure 8: $\text{Bb} \text{ } 4 \text{ } \text{Bb} \text{ } 4$ (quarter notes), followed by a repeat sign. Measure 9: $\text{Bb} \text{ } 4 \text{ } \text{Bb} \text{ } 4$ (quarter notes), followed by a repeat sign.
- Lyrics: Hon-or one an-o - ther — As e-quals, hand in hand. Love one an-o - ther, —
hon-or One an - o - ther, yes! O let us love, Let us

10

Desc.  Let us love!

Mel.  Serve one an-o - ther, Hon-or one an-o - ther: That's how we un-der-stand.

B  serve, Let us hon-or One an - o - ther, yes! O let us


13


Desc.  Let us love, love, love!


Mel.  Love one an-o - ther, Serve one an-o - ther, Hon-or one an - o - ther As

B  love, Let us serve, Let us hon-or One an -


16


Desc.  Let us love! Let us love,


Mel.  e-quals, hand in hand. Love one an-o - ther, Serve one an-o - ther,

B  o - ther, yes! O let us love, Let us serve, Let us


19 F


Desc.  love, love! Let us love!


Mel.  Hon-or one an - o - ther: That's how we understand. Love one an-o - ther,

B  hon-or One an - o - ther, yes! O let us love, Let us


22 F/B \flat G m /C F


Desc.  Let us love, love, love! Let us love!


Mel.  Serve one an-o - ther, Hon-or one an - o - ther As e - quals, hand in hand.

B  serve, Let us hon-or One an - o - ther, yes! O let us


25 (F)


Desc.  Let us love, love, love!


Mel.  Love one an-o - ther, Serve one an-o - ther, Hon-or one an - o - ther: That's

B  love, Let us serve, Let us hon-or One an -

28

Desc. 

Mel. 

B 

F/B \flat G m /C F F/B \flat G m /C F

1, 2, 3. 4. 1, 2, 3. 4. 1, 2, 3. 4.

Let us love!

how we un - der - stand. how we un - der - stand.

o - ther, yes! O let us o - ther, yes!