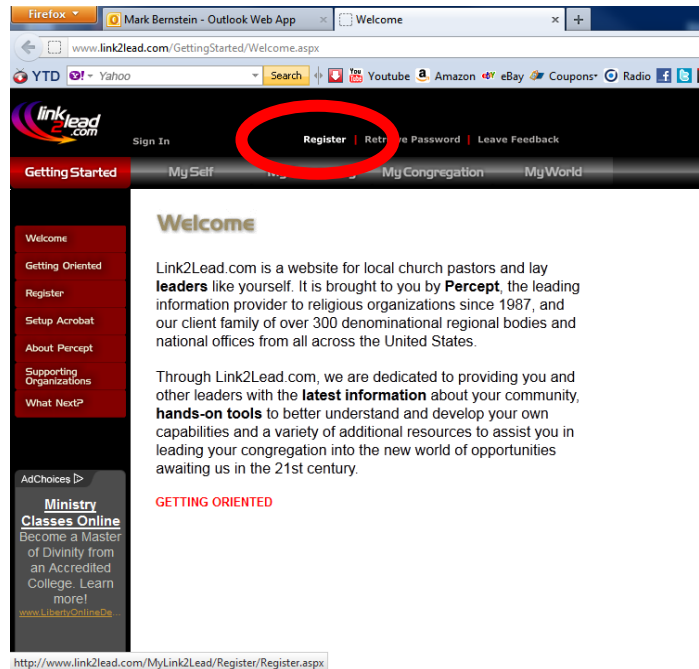




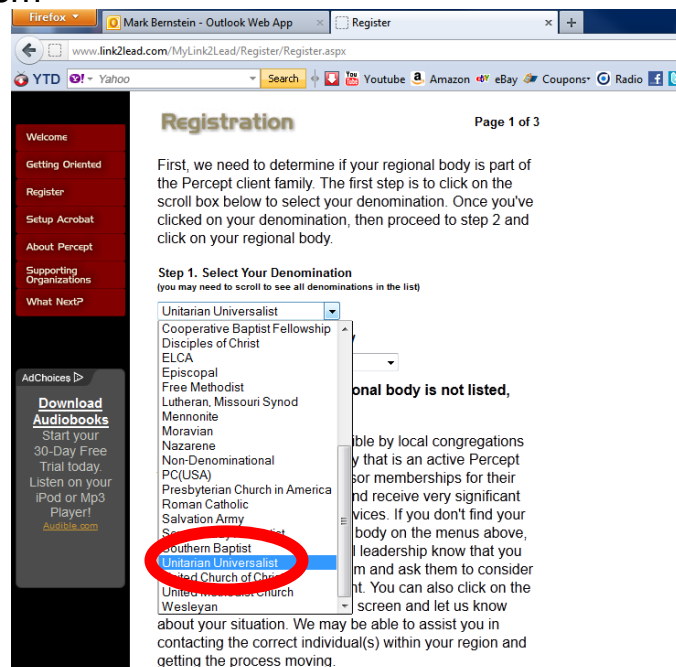
How to Register on Link2Lead

Log on to www.link2lead.com/GettingStarted/Welcome.aspx

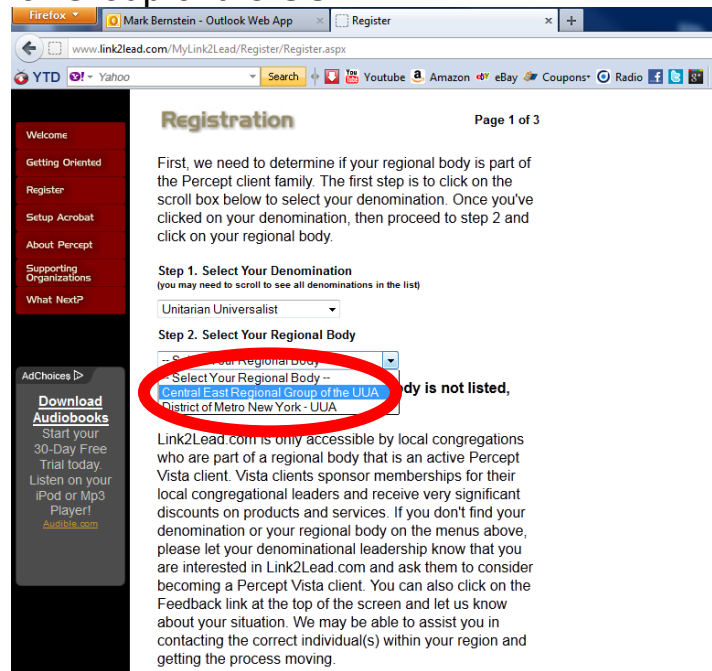
At the top or side of the page, click on “Register”



In **Step 1. Select Your Denomination**, click the dropdown menu and select Unitarian Universalism



In Step 2. Select Your Regional Body, click the dropdown menu and select Central East Regional Group of the UUA



Registration Page 1 of 3

First, we need to determine if your regional body is part of the Percept client family. The first step is to click on the scroll box below to select your denomination. Once you've clicked on your denomination, then proceed to step 2 and click on your regional body.

Step 1. Select Your Denomination
(you may need to scroll to see all denominations in the list)

Unitarian Universalist

Step 2. Select Your Regional Body

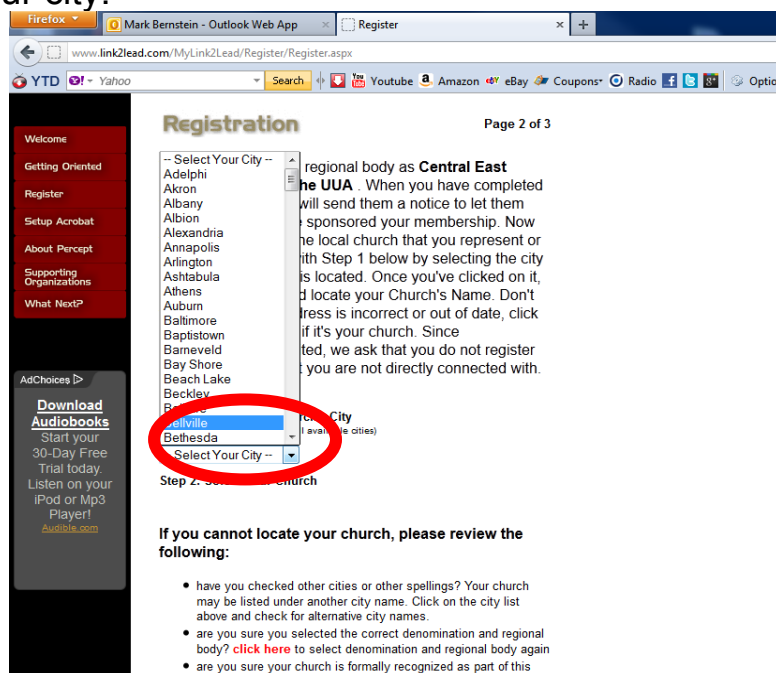
-- Select Your Regional Body --

Central East Regional Group of the UUA (highlighted with a red circle)

District of Metro New York - UUA

Link2Lead.com is only accessible by local congregations who are part of a regional body that is an active Percept Vista client. Vista clients sponsor memberships for their local congregational leaders and receive very significant discounts on products and services. If you don't find your denomination or your regional body on the menus above, please let your denominational leadership know that you are interested in Link2Lead.com and ask them to consider becoming a Percept Vista client. You can also click on the Feedback link at the top of the screen and let us know about your situation. We may be able to assist you in contacting the correct individual(s) within your region and getting the process moving.

On the next page, in Step 1. Select Your Church's City, click the dropdown menu and find your city.



Registration Page 2 of 3

-- Select Your City --

Adelphi
Akron
Albany
Albion
Alexandria
Annapolis
Arlington
Ashtabula
Athens
Auburn
Baltimore
Baptistown
Barneveld
Bay Shore
Beach Lake
Beckley
Belleville (highlighted with a red circle)

Bethesda (highlighted with a red circle)

Select Your City --

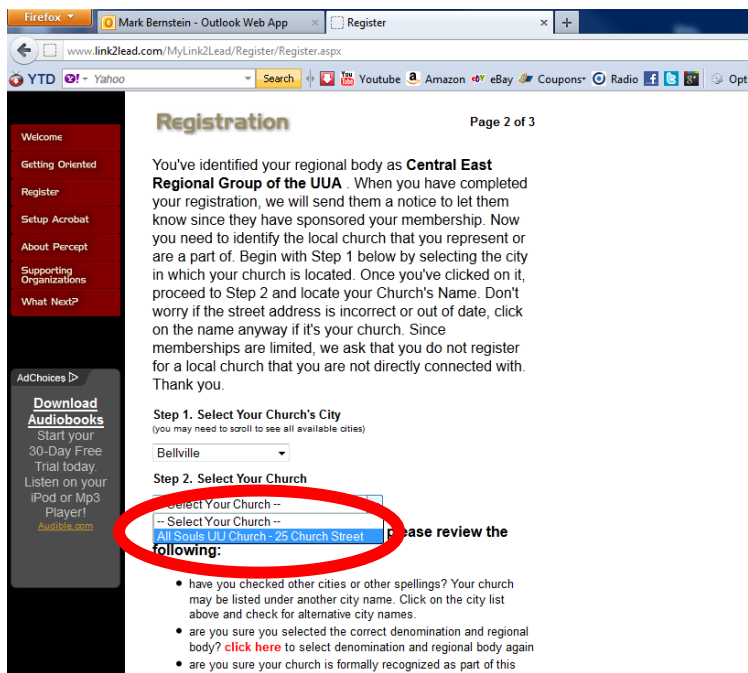
Step 1. Select Your Church's City

regional body as **Central East** **the UUA**. When you have completed will send them a notice to let them sponsored your membership. Now the local church that you represent or with Step 1 below by selecting the city is located. Once you've clicked on it, locate your Church's Name. Don't press is incorrect or out of date, click if it's your church. Since ted, we ask that you do not register you are not directly connected with.

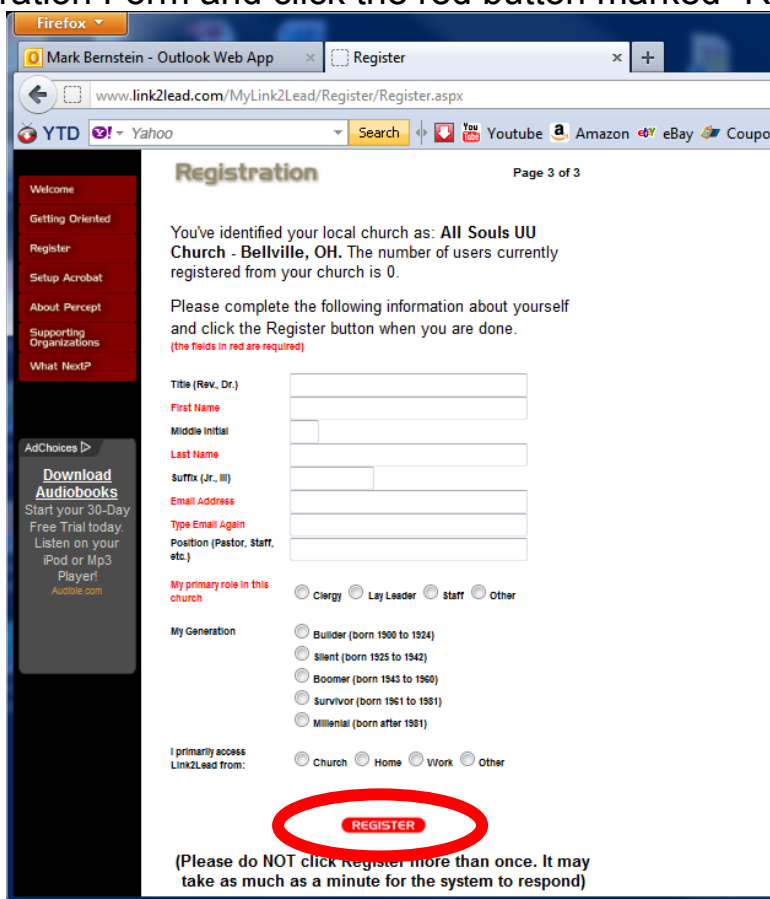
If you cannot locate your church, please review the following:

- have you checked other cities or other spellings? Your church may be listed under another city name. Click on the city list above and check for alternative city names.
- are you sure you selected the correct denomination and regional body? [click here](#) to select denomination and regional body again
- are you sure your church is formally recognized as part of this

In Step 2. Select Your Church, click the dropdown menu and find your congregation.



Fill out the Registration Form and click the red button marked "Register".



Once registered, you can click the menus at the top and the side of the page to sample the array of services offered through Link2Lead. For further assistance, please contact Cristina Sanchis at 302-377-8971 or csanchis@uua.org.