



FAITH  
Communities  
TODAY

# 2005 NATIONAL SURVEY OF CONGREGATIONS UUA CONGREGATIONAL PROFILE

All UUA congregations are requested to participate in this national study of religion in America. To have a complete picture, we need to hear from every congregation.

The survey can be completed by the leader of the congregation, a paid staff member, or a lay leader. Some questions may not apply to the UUA. If so, just skip the question and go to the next one.

Please note that the survey may also be completed on the Internet at <http://www.calvin.edu/go/fact2005uua>

Thank you for your willingness to be a part of this important national study.

## Your Respondent Key

In the boxes provided, please write the respondent key *printed above your address on your postcard* or on your *original questionnaire cover*. This code will ensure we remove you from our follow-up reminder list. Thank you!



## A. Your Congregation's Worship

1. How often does your congregation hold worship services?

- One day each week
- More than one day each week
- Several times a month, but not every week
- Several times a year
- Weekly during part of the year (such as summer or ski season)

Some other pattern (please describe): \_\_\_\_\_

2. How many worship services does your congregation usually hold each weekend?

*Do not include special services, weddings, or funerals; please write just one number:*

   services

3. How well do the following describe your congregation's largest weekend worship service?

<i>CHECK ONE OPTION ON EACH LINE</i>	NOT AT ALL	SLIGHTLY	SOMEWHAT	QUITE WELL	VERY WELL
A. Reverent.....	<input type="radio"/> <sub>1</sub>	<input type="radio"/> <sub>2</sub>	<input type="radio"/> <sub>3</sub>	<input type="radio"/> <sub>4</sub>	<input type="radio"/> <sub>5</sub>
B. Informal.....	<input type="radio"/> <sub>1</sub>	<input type="radio"/> <sub>2</sub>	<input type="radio"/> <sub>3</sub>	<input type="radio"/> <sub>4</sub>	<input type="radio"/> <sub>5</sub>
C. Filled with a sense of God's presence.....	<input type="radio"/> <sub>1</sub>	<input type="radio"/> <sub>2</sub>	<input type="radio"/> <sub>3</sub>	<input type="radio"/> <sub>4</sub>	<input type="radio"/> <sub>5</sub>
D. Joyful .....	<input type="radio"/> <sub>1</sub>	<input type="radio"/> <sub>2</sub>	<input type="radio"/> <sub>3</sub>	<input type="radio"/> <sub>4</sub>	<input type="radio"/> <sub>5</sub>
E. Formal ritual or liturgy.....	<input type="radio"/> <sub>1</sub>	<input type="radio"/> <sub>2</sub>	<input type="radio"/> <sub>3</sub>	<input type="radio"/> <sub>4</sub>	<input type="radio"/> <sub>5</sub>
F. Exciting .....	<input type="radio"/> <sub>1</sub>	<input type="radio"/> <sub>2</sub>	<input type="radio"/> <sub>3</sub>	<input type="radio"/> <sub>4</sub>	<input type="radio"/> <sub>5</sub>
G. Inspirational .....	<input type="radio"/> <sub>1</sub>	<input type="radio"/> <sub>2</sub>	<input type="radio"/> <sub>3</sub>	<input type="radio"/> <sub>4</sub>	<input type="radio"/> <sub>5</sub>
H. Thought-provoking.....	<input type="radio"/> <sub>1</sub>	<input type="radio"/> <sub>2</sub>	<input type="radio"/> <sub>3</sub>	<input type="radio"/> <sub>4</sub>	<input type="radio"/> <sub>5</sub>

Please continue to the next page 

4. How often are the following a part of your congregation's worship services?

<b>CHECK ONE OPTION ON EACH LINE</b>	NEVER	SELDOM	SOMETIMES	OFTEN	ALWAYS
A. Choir .....	<input type="radio"/> <sub>1</sub>	<input type="radio"/> <sub>2</sub>	<input type="radio"/> <sub>3</sub>	<input type="radio"/> <sub>4</sub>	<input type="radio"/> <sub>5</sub>
B. Organ.....	<input type="radio"/> <sub>1</sub>	<input type="radio"/> <sub>2</sub>	<input type="radio"/> <sub>3</sub>	<input type="radio"/> <sub>4</sub>	<input type="radio"/> <sub>5</sub>
C. Electric guitar or bass.....	<input type="radio"/> <sub>1</sub>	<input type="radio"/> <sub>2</sub>	<input type="radio"/> <sub>3</sub>	<input type="radio"/> <sub>4</sub>	<input type="radio"/> <sub>5</sub>
D. Drums or other percussion instruments .....	<input type="radio"/> <sub>1</sub>	<input type="radio"/> <sub>2</sub>	<input type="radio"/> <sub>3</sub>	<input type="radio"/> <sub>4</sub>	<input type="radio"/> <sub>5</sub>
E. Visual projection equipment .....	<input type="radio"/> <sub>1</sub>	<input type="radio"/> <sub>2</sub>	<input type="radio"/> <sub>3</sub>	<input type="radio"/> <sub>4</sub>	<input type="radio"/> <sub>5</sub>
F. Incense .....	<input type="radio"/> <sub>1</sub>	<input type="radio"/> <sub>2</sub>	<input type="radio"/> <sub>3</sub>	<input type="radio"/> <sub>4</sub>	<input type="radio"/> <sub>5</sub>
G. Communion, Lord's Supper, or Sacrament.....	<input type="radio"/> <sub>1</sub>	<input type="radio"/> <sub>2</sub>	<input type="radio"/> <sub>3</sub>	<input type="radio"/> <sub>4</sub>	<input type="radio"/> <sub>5</sub>
F. Participation by children or youth (speaking, reading, performing) .....	<input type="radio"/> <sub>1</sub>	<input type="radio"/> <sub>2</sub>	<input type="radio"/> <sub>3</sub>	<input type="radio"/> <sub>4</sub>	<input type="radio"/> <sub>5</sub>

5. **During the past 5 years**, has your congregation changed the format or style of one or more weekend worship services?

- <sub>1</sub> No change
- <sub>2</sub> Changed a little
- <sub>3</sub> Changed moderately
- <sub>4</sub> Changed a lot

## B. Your Congregation's Programs

1. **During the past 12 months**, did your congregation have any of the following programs or activities? **If yes**, is it a relatively minor emphasis or a key program or activity of your congregation?

<b>CHECK ONE OPTION ON EACH LINE</b>	NO	MINOR EMPHASIS	KEY ACTIVITY
A. Religious education classes (such as Sunday school, Sabbath school, church school) .....	<input type="radio"/> <sub>1</sub>	<input type="radio"/> <sub>2</sub>	<input type="radio"/> <sub>3</sub>
B. Prayer, meditation, or faith sharing groups .....	<input type="radio"/> <sub>1</sub>	<input type="radio"/> <sub>2</sub>	<input type="radio"/> <sub>3</sub>
C. Study or discussion groups .....	<input type="radio"/> <sub>1</sub>	<input type="radio"/> <sub>2</sub>	<input type="radio"/> <sub>3</sub>
D. Fellowships, clubs, or other social activities.....	<input type="radio"/> <sub>1</sub>	<input type="radio"/> <sub>2</sub>	<input type="radio"/> <sub>3</sub>
E. Support groups (such as bereavement, marriage, divorced, wellness, 12-step).....	<input type="radio"/> <sub>1</sub>	<input type="radio"/> <sub>2</sub>	<input type="radio"/> <sub>3</sub>
F. Evangelism or recruitment activities.....	<input type="radio"/> <sub>1</sub>	<input type="radio"/> <sub>2</sub>	<input type="radio"/> <sub>3</sub>
G. Community service activities .....	<input type="radio"/> <sub>1</sub>	<input type="radio"/> <sub>2</sub>	<input type="radio"/> <sub>3</sub>
H. Choir(s) or other music programs.....	<input type="radio"/> <sub>1</sub>	<input type="radio"/> <sub>2</sub>	<input type="radio"/> <sub>3</sub>
I. Fundraising activities (including capital campaigns) .....	<input type="radio"/> <sub>1</sub>	<input type="radio"/> <sub>2</sub>	<input type="radio"/> <sub>3</sub>

2. **During the past 12 months**, did your congregation participate in any **interfaith activities**?

*Count any time your congregation participated together in a joint activity with a congregation or group from a different faith tradition (such as Christian, Jewish, Muslim, and so on).*

*Do not count events where congregations of the same faith tradition but different denominations participated in a joint activity (such as a Presbyterian and a Catholic congregation).*

<b>CHECK ONE OPTION ON EACH LINE</b>	YES	NO
A. Worship services .....	<input type="radio"/> <sub>1</sub>	<input type="radio"/> <sub>2</sub>
B. Celebrations .....	<input type="radio"/> <sub>1</sub>	<input type="radio"/> <sub>2</sub>
C. Educational or fellowship activities.....	<input type="radio"/> <sub>1</sub>	<input type="radio"/> <sub>2</sub>
D. Community service activities .....	<input type="radio"/> <sub>1</sub>	<input type="radio"/> <sub>2</sub>

3. **During the past 12 months**, did your congregation do any of the following to reach out to nonmembers or to make your congregation better known in the community?

<b>CHECK ONE OPTION ON EACH LINE</b>	<b>YES, DONE IN LAST 12 MONTHS</b>	<b>NO, BUT OUR MEMBERS WOULD SUPPORT THIS</b>	<b>WOULD NOT SUPPORT THIS</b>
A. Advertised on radio or TV or in a newspaper.....	<input type="radio"/> <sub>1</sub>	<input type="radio"/> <sub>2</sub>	<input type="radio"/> <sub>3</sub>
B. Mailed or distributed newsletters, letters, or flyers.....	<input type="radio"/> <sub>1</sub>	<input type="radio"/> <sub>2</sub>	<input type="radio"/> <sub>3</sub>
C. Established or maintained a web site for the congregation.....	<input type="radio"/> <sub>1</sub>	<input type="radio"/> <sub>2</sub>	<input type="radio"/> <sub>3</sub>
D. Developed a plan to recruit new members.....	<input type="radio"/> <sub>1</sub>	<input type="radio"/> <sub>2</sub>	<input type="radio"/> <sub>3</sub>
E. Contacted people who recently moved into the area.....	<input type="radio"/> <sub>1</sub>	<input type="radio"/> <sub>2</sub>	<input type="radio"/> <sub>3</sub>
F. Encouraged members to tell nonmembers about their faith.....	<input type="radio"/> <sub>1</sub>	<input type="radio"/> <sub>2</sub>	<input type="radio"/> <sub>3</sub>
G. Encouraged members to invite nonmembers to worship services or other activities.....	<input type="radio"/> <sub>1</sub>	<input type="radio"/> <sub>2</sub>	<input type="radio"/> <sub>3</sub>
H. Sponsored a program or event to attract nonmembers.....	<input type="radio"/> <sub>1</sub>	<input type="radio"/> <sub>2</sub>	<input type="radio"/> <sub>3</sub>

4. How are visitors contacted after they attend your worship services or other activities?

**CHECK ALL THAT APPLY**

- <sub>1</sub> We rarely, if ever, have any visitors
- <sub>2</sub> We rarely, if ever, contact visitors
- <sub>3</sub> We contact visitors by mail
- <sub>4</sub> We contact visitors by phone
- <sub>5</sub> We contact visitors by e-mail
- <sub>6</sub> We contact visitors by personal visit
- <sub>7</sub> We send visitors materials about our congregation

5. About how many **visits or phone calls** do leaders of your congregation usually make each month to visitors, prospective members, or newcomers to the community?

   ,     visits or phone calls

6. To what extent are your congregation's members involved in recruiting new members?

- <sub>1</sub> Not at all
- <sub>2</sub> A little
- <sub>3</sub> A moderate amount
- <sub>4</sub> A lot

7. Once a person has joined your congregation, are there any planned procedures to ensure the new member becomes integrated into the congregation?

**CHECK ALL THAT APPLY**

- <sub>1</sub> Follow-up visits by clergy, lay leaders, or members
- <sub>2</sub> Designated people extend hospitality and invite them to meals
- <sub>3</sub> An orientation class for new members
- <sub>4</sub> Invitation to participate in a fellowship or other small group
- <sub>5</sub> Invitation to volunteer for service in the congregation or the community
- <sub>6</sub> Other activities not mentioned above
- <sub>7</sub> No planned procedures or activities

8. Does **your congregation** have any of the following?

**CHECK ALL THAT APPLY**

- <sub>1</sub> Use of a member's or leader's personal email account
- <sub>2</sub> A congregational email account
- <sub>3</sub> A congregational web page or web site
- <sub>4</sub> A computerized database that holds the names and addresses of your members

### C. Your Congregation's Identity

1. Do you agree or disagree with the following statements?

<b>CHECK ONE OPTION ON EACH LINE</b>	<b>STRONGLY DISAGREE</b>	<b>SOMEWHAT DISAGREE</b>	<b>NEUTRAL/ UNSURE</b>	<b>SOMEWHAT AGREE</b>	<b>STRONGLY AGREE</b>
Our congregation:					
A. Is like a close-knit family.....	<input type="radio"/> <sub>1</sub>	<input type="radio"/> <sub>2</sub>	<input type="radio"/> <sub>3</sub>	<input type="radio"/> <sub>4</sub>	<input type="radio"/> <sub>5</sub>
B. Is spiritually vital and alive.....	<input type="radio"/> <sub>1</sub>	<input type="radio"/> <sub>2</sub>	<input type="radio"/> <sub>3</sub>	<input type="radio"/> <sub>4</sub>	<input type="radio"/> <sub>5</sub>
C. Has a clear mission and purpose.....	<input type="radio"/> <sub>1</sub>	<input type="radio"/> <sub>2</sub>	<input type="radio"/> <sub>3</sub>	<input type="radio"/> <sub>4</sub>	<input type="radio"/> <sub>5</sub>
D. Is working for social justice.....	<input type="radio"/> <sub>1</sub>	<input type="radio"/> <sub>2</sub>	<input type="radio"/> <sub>3</sub>	<input type="radio"/> <sub>4</sub>	<input type="radio"/> <sub>5</sub>
E. Is willing to change to meet new challenges.....	<input type="radio"/> <sub>1</sub>	<input type="radio"/> <sub>2</sub>	<input type="radio"/> <sub>3</sub>	<input type="radio"/> <sub>4</sub>	<input type="radio"/> <sub>5</sub>
F. Holds strong beliefs and values.....	<input type="radio"/> <sub>1</sub>	<input type="radio"/> <sub>2</sub>	<input type="radio"/> <sub>3</sub>	<input type="radio"/> <sub>4</sub>	<input type="radio"/> <sub>5</sub>
G. Wants more members.....	<input type="radio"/> <sub>1</sub>	<input type="radio"/> <sub>2</sub>	<input type="radio"/> <sub>3</sub>	<input type="radio"/> <sub>4</sub>	<input type="radio"/> <sub>5</sub>

2. How much does your congregation emphasize the following **home or personal practices**?

<b>CHECK ONE OPTION ON EACH LINE</b>	<b>NOT AT ALL</b>	<b>A LITTLE</b>	<b>SOME</b>	<b>QUITE A BIT</b>	<b>A LOT</b>
A. Personal devotions (prayer, meditation).....	<input type="radio"/> <sub>1</sub>	<input type="radio"/> <sub>2</sub>	<input type="radio"/> <sub>3</sub>	<input type="radio"/> <sub>4</sub>	<input type="radio"/> <sub>5</sub>
B. Personal scripture study.....	<input type="radio"/> <sub>1</sub>	<input type="radio"/> <sub>2</sub>	<input type="radio"/> <sub>3</sub>	<input type="radio"/> <sub>4</sub>	<input type="radio"/> <sub>5</sub>
C. Family devotions (prayer, special meals).....	<input type="radio"/> <sub>1</sub>	<input type="radio"/> <sub>2</sub>	<input type="radio"/> <sub>3</sub>	<input type="radio"/> <sub>4</sub>	<input type="radio"/> <sub>5</sub>
D. Family scripture study.....	<input type="radio"/> <sub>1</sub>	<input type="radio"/> <sub>2</sub>	<input type="radio"/> <sub>3</sub>	<input type="radio"/> <sub>4</sub>	<input type="radio"/> <sub>5</sub>
E. Tithing or sacrificial giving.....	<input type="radio"/> <sub>1</sub>	<input type="radio"/> <sub>2</sub>	<input type="radio"/> <sub>3</sub>	<input type="radio"/> <sub>4</sub>	<input type="radio"/> <sub>5</sub>
F. Keeping the Sabbath or other worship day holy.....	<input type="radio"/> <sub>1</sub>	<input type="radio"/> <sub>2</sub>	<input type="radio"/> <sub>3</sub>	<input type="radio"/> <sub>4</sub>	<input type="radio"/> <sub>5</sub>

3. How would you describe the **theological outlook of the majority** of your congregation's regularly participating adults?

- <sub>1</sub> Predominantly conservative
- <sub>2</sub> Somewhat on the conservative side
- <sub>3</sub> Right in the middle
- <sub>4</sub> Somewhat on the liberal side
- <sub>5</sub> Predominantly liberal

4. How would you describe the **political outlook of the majority** of your congregation's regularly participating adults?

- <sub>1</sub> Predominantly conservative
- <sub>2</sub> Somewhat on the conservative side
- <sub>3</sub> Right in the middle
- <sub>4</sub> Somewhat on the liberal side
- <sub>5</sub> Predominantly liberal

## D. Your Congregation's Participants

1. How many people **regularly participate** in the worship services or other activities of your congregation? *Count adults, youth, and children including those who are not official members.*

**WRITE ONE NUMBER ON EACH LINE**

	REGULAR PARTICIPANTS				
A. Adults (age 18 and older)			,		
B. Youth (age 12 – 17)			,		
C. Children (age 0 – 11)			,		

2. **So far this year and for each of the last 5 years**, what is your best estimate of the **average weekly attendance** at your congregation's weekend worship services?

*If you have more than one weekend worship service, use the average attendance for all worship services combined. Do not include special services, weddings, or funerals.*

**WRITE ONE NUMBER ON EACH LINE**

	WEEKLY ATTENDANCE				
A. 2005			,		
B. 2004			,		
C. 2003			,		
D. 2002			,		
E. 2001			,		
F. 2000			,		

3. **Of the total number of regularly participating adults**, what **percent** would you estimate are:

		HARDLY					ALL OR
<b>CHECK ONE OPTION ON EACH LINE</b>	NONE	ANY	FEW	SOME	MANY	MOST	NEARLY ALL
	0%	1-10%	11-20%	21-40%	41-60%	61-80%	81-100%
A. Female.....	<input type="radio"/> <sub>1</sub>	<input type="radio"/> <sub>2</sub>	<input type="radio"/> <sub>3</sub>	<input type="radio"/> <sub>4</sub>	<input type="radio"/> <sub>5</sub>	<input type="radio"/> <sub>6</sub>	<input type="radio"/> <sub>7</sub>
B. College graduates .....	<input type="radio"/> <sub>1</sub>	<input type="radio"/> <sub>2</sub>	<input type="radio"/> <sub>3</sub>	<input type="radio"/> <sub>4</sub>	<input type="radio"/> <sub>5</sub>	<input type="radio"/> <sub>6</sub>	<input type="radio"/> <sub>7</sub>
C. Age 35 or younger .....	<input type="radio"/> <sub>1</sub>	<input type="radio"/> <sub>2</sub>	<input type="radio"/> <sub>3</sub>	<input type="radio"/> <sub>4</sub>	<input type="radio"/> <sub>5</sub>	<input type="radio"/> <sub>6</sub>	<input type="radio"/> <sub>7</sub>
D. Over 60 years old .....	<input type="radio"/> <sub>1</sub>	<input type="radio"/> <sub>2</sub>	<input type="radio"/> <sub>3</sub>	<input type="radio"/> <sub>4</sub>	<input type="radio"/> <sub>5</sub>	<input type="radio"/> <sub>6</sub>	<input type="radio"/> <sub>7</sub>
E. New to your congregation							
In the last five years.....	<input type="radio"/> <sub>1</sub>	<input type="radio"/> <sub>2</sub>	<input type="radio"/> <sub>3</sub>	<input type="radio"/> <sub>4</sub>	<input type="radio"/> <sub>5</sub>	<input type="radio"/> <sub>6</sub>	<input type="radio"/> <sub>7</sub>
F. Living within two miles of							
your place of worship.....	<input type="radio"/> <sub>1</sub>	<input type="radio"/> <sub>2</sub>	<input type="radio"/> <sub>3</sub>	<input type="radio"/> <sub>4</sub>	<input type="radio"/> <sub>5</sub>	<input type="radio"/> <sub>6</sub>	<input type="radio"/> <sub>7</sub>
G. In households with children							
under 18 at home .....	<input type="radio"/> <sub>1</sub>	<input type="radio"/> <sub>2</sub>	<input type="radio"/> <sub>3</sub>	<input type="radio"/> <sub>4</sub>	<input type="radio"/> <sub>5</sub>	<input type="radio"/> <sub>6</sub>	<input type="radio"/> <sub>7</sub>
H. Hispanic or Latino/a.....	<input type="radio"/> <sub>1</sub>	<input type="radio"/> <sub>2</sub>	<input type="radio"/> <sub>3</sub>	<input type="radio"/> <sub>4</sub>	<input type="radio"/> <sub>5</sub>	<input type="radio"/> <sub>6</sub>	<input type="radio"/> <sub>7</sub>
I. Black or African American .....	<input type="radio"/> <sub>1</sub>	<input type="radio"/> <sub>2</sub>	<input type="radio"/> <sub>3</sub>	<input type="radio"/> <sub>4</sub>	<input type="radio"/> <sub>5</sub>	<input type="radio"/> <sub>6</sub>	<input type="radio"/> <sub>7</sub>
J. Asian.....	<input type="radio"/> <sub>1</sub>	<input type="radio"/> <sub>2</sub>	<input type="radio"/> <sub>3</sub>	<input type="radio"/> <sub>4</sub>	<input type="radio"/> <sub>5</sub>	<input type="radio"/> <sub>6</sub>	<input type="radio"/> <sub>7</sub>
K. American Indian or Alaska Native .....	<input type="radio"/> <sub>1</sub>	<input type="radio"/> <sub>2</sub>	<input type="radio"/> <sub>3</sub>	<input type="radio"/> <sub>4</sub>	<input type="radio"/> <sub>5</sub>	<input type="radio"/> <sub>6</sub>	<input type="radio"/> <sub>7</sub>
L. Native Hawaiian or Pacific Islander.....	<input type="radio"/> <sub>1</sub>	<input type="radio"/> <sub>2</sub>	<input type="radio"/> <sub>3</sub>	<input type="radio"/> <sub>4</sub>	<input type="radio"/> <sub>5</sub>	<input type="radio"/> <sub>6</sub>	<input type="radio"/> <sub>7</sub>
M. White.....	<input type="radio"/> <sub>1</sub>	<input type="radio"/> <sub>2</sub>	<input type="radio"/> <sub>3</sub>	<input type="radio"/> <sub>4</sub>	<input type="radio"/> <sub>5</sub>	<input type="radio"/> <sub>6</sub>	<input type="radio"/> <sub>7</sub>
N. Biracial or multiracial .....	<input type="radio"/> <sub>1</sub>	<input type="radio"/> <sub>2</sub>	<input type="radio"/> <sub>3</sub>	<input type="radio"/> <sub>4</sub>	<input type="radio"/> <sub>5</sub>	<input type="radio"/> <sub>6</sub>	<input type="radio"/> <sub>7</sub>

## E. Your Congregation's Leadership

1. Our congregation has:
- <sub>1</sub> A principal leader (senior minister, pastor, priest, rabbi, imam)
  - <sub>2</sub> Co-principal leaders
  - <sub>3</sub> No principal leader at present
- Please answer Questions 2 through 7*
- Please go to Question 8 (look for the arrow in the left margin below).*

*In Questions 2 through 7, please describe the principal leader of your congregation. If you have co-leaders, please describe the oldest of the co-leaders.*

2. Leader's age in years:

     years old

3.  <sub>1</sub> Full time leader, without other employment  
 <sub>2</sub> Full time leader, with other employment  
 <sub>3</sub> Part time leader, without other employment  
 <sub>4</sub> Part time leader, with other employment

4.  <sub>1</sub> Male  
 <sub>2</sub> Female

5. Leader's race or ethnicity:





6. Leader's highest level of education:

- <sub>1</sub> High school diploma or GED
- <sub>1</sub> Some college or technical school
- <sub>1</sub> Bachelor's degree
- <sub>1</sub> Master's degree (including M.Div)
- <sub>1</sub> Doctoral degree (Ph.D., D.Min.)

7. This person became the leader in what **year**?

     (four-digit year)

-  8. **During the past 10 years**, how many principal leaders (including the current one and all interims) have served this congregation?

     principal leaders since 1995

9. How many **paid staff positions** do you have in your congregation?  
*Count only full- and part-time leadership staff, not support or maintenance staff.  
Count all positions whether currently filled or not.*

**WRITE ONE NUMBER ON EACH LINE**

**PAID STAFF  
POSITIONS**

A. Total full-time

B. Total part-time

**Please continue to the next page** 

10. **During the past two years**, has your congregation experienced any disagreements or conflicts?
- <sub>1</sub> No conflict I am aware of **Please skip to Question F.1 (look for the arrow in the left margin below)**  
 <sub>2</sub> Some minor conflict  
 <sub>3</sub> Major conflict
- } **Please answer the next question (11)**
11. If your congregation experienced conflict, did any of the following occur?

<i>CHECK ONE ON EACH LINE</i>	YES	NO
A. Some members left the congregation .....	<input type="radio"/> <sub>1</sub>	<input type="radio"/> <sub>2</sub>
B. The congregation split into two congregations.....	<input type="radio"/> <sub>1</sub>	<input type="radio"/> <sub>2</sub>
C. A leader resigned or was fired.....	<input type="radio"/> <sub>1</sub>	<input type="radio"/> <sub>2</sub>
D. Members withheld contributions to the congregation.....	<input type="radio"/> <sub>1</sub>	<input type="radio"/> <sub>2</sub>

## F. Your Congregation's Finances

1. How would you describe your congregation's financial situation today compared to five years ago?

**TODAY: 2005**

- <sub>1</sub> In serious difficulty  
 <sub>2</sub> In some difficulty  
 <sub>3</sub> Tight, but we manage  
 <sub>4</sub> Good  
 <sub>5</sub> Excellent

**FIVE YEARS AGO: 2000**

- <sub>1</sub> In serious difficulty  
 <sub>2</sub> In some difficulty  
 <sub>3</sub> Tight, but we managed  
 <sub>4</sub> Good  
 <sub>5</sub> Excellent

2. What is the total amount of income your congregation received from all sources during your most recent fiscal year?

➡ \$    ,    ,    .00

3. How much of the above amount came from voluntary or required **individual contributions** (tithes, dues, or other offerings)?

➡ \$    ,    ,    .00

## G. Your Congregation's History and Affiliation

1. In what year was your congregation officially organized or founded?

➡     (four-digit year)


2. Because this survey is for UUA congregations only, we omit questions 2 and 3 of the national questionnaire

3. Because this survey is for UUA congregations only, we omit questions 2 and 3 of the national questionnaire

4. **During the past 20 years**, has your congregation experienced any of the following?

<i>CHECK ONE OPTION ON EACH LINE</i>	NO	1985-1989	1990-1994	1995-1999	2000-2005
A. Merged with another congregation.....	<input type="radio"/> O <sub>1</sub>	<input type="radio"/> O <sub>2</sub>	<input type="radio"/> O <sub>3</sub>	<input type="radio"/> O <sub>4</sub>	<input type="radio"/> O <sub>5</sub>
B. Absorbed another congregation that closed .....	<input type="radio"/> O <sub>1</sub>	<input type="radio"/> O <sub>2</sub>	<input type="radio"/> O <sub>3</sub>	<input type="radio"/> O <sub>4</sub>	<input type="radio"/> O <sub>5</sub>
C. Split into two or more congregations .....	<input type="radio"/> O <sub>1</sub>	<input type="radio"/> O <sub>2</sub>	<input type="radio"/> O <sub>3</sub>	<input type="radio"/> O <sub>4</sub>	<input type="radio"/> O <sub>5</sub>
D. Helped plant or grow a new congregation.....	<input type="radio"/> O <sub>1</sub>	<input type="radio"/> O <sub>2</sub>	<input type="radio"/> O <sub>3</sub>	<input type="radio"/> O <sub>4</sub>	<input type="radio"/> O <sub>5</sub>
E. Established satellite or branch locations .....	<input type="radio"/> O <sub>1</sub>	<input type="radio"/> O <sub>2</sub>	<input type="radio"/> O <sub>3</sub>	<input type="radio"/> O <sub>4</sub>	<input type="radio"/> O <sub>5</sub>
F. Became part of a congregational cluster that shares a principal leader .....	<input type="radio"/> O <sub>1</sub>	<input type="radio"/> O <sub>2</sub>	<input type="radio"/> O <sub>3</sub>	<input type="radio"/> O <sub>4</sub>	<input type="radio"/> O <sub>5</sub>
G. Changed denominational affiliation .....	<input type="radio"/> O <sub>1</sub>	<input type="radio"/> O <sub>2</sub>	<input type="radio"/> O <sub>3</sub>	<input type="radio"/> O <sub>4</sub>	<input type="radio"/> O <sub>5</sub>
H. Became an independent or unaffiliated congregation.....	<input type="radio"/> O <sub>1</sub>	<input type="radio"/> O <sub>2</sub>	<input type="radio"/> O <sub>3</sub>	<input type="radio"/> O <sub>4</sub>	<input type="radio"/> O <sub>5</sub>
I. Changed the name of our congregation.....	<input type="radio"/> O <sub>1</sub>	<input type="radio"/> O <sub>2</sub>	<input type="radio"/> O <sub>3</sub>	<input type="radio"/> O <sub>4</sub>	<input type="radio"/> O <sub>5</sub>

5. What is the zip code of the place where your principal place of worship is located?


       -

6. How would you describe the place where your principal place of worship is located?

- O<sub>1</sub> Rural area, open country or small town with a population of 2,500 or less.
  - O<sub>2</sub> Town or small city with a population between 2,500 and 50,000.
  - O<sub>3</sub> In or near a city with a population of 50,000 or more. **Please answer the next question (7).**
- Please go to Question 8 (look for the arrow)**

7. If in or near a large city, is your place of worship located in:

- O<sub>1</sub> A downtown or central area of the city
- O<sub>2</sub> An older residential area in the city
- O<sub>3</sub> An older suburb around the city
- O<sub>4</sub> A newer suburb around the city

 8. What is the approximate seating capacity of the space where your largest worship service is held?

     ,     seats

9. What is the role of the person who completed the majority of this form?

- O<sub>1</sub> Leader of the congregation (minister, pastor, priest, rabbi, imam)
- O<sub>2</sub> Administrator or other paid staff member
- O<sub>3</sub> Clerk, treasurer, or other lay leader

O<sub>4</sub> Other (please explain): \_\_\_\_\_



## H. Your Congregation's Future

1. What is the most important issue or challenge currently facing your congregation?

---

---

---

---

2. What is your congregation's greatest strength?

---

---

---

---

## I. Contact Information (optional)

If we need additional information about your answers or your congregation, can we contact you or someone else in the congregation?

Name of the contact person: \_\_\_\_\_

Phone number: ( \_\_\_\_ ) \_\_\_\_\_

Best times to reach this person  
at this phone number: \_\_\_\_\_

Email address: \_\_\_\_\_

**Thank you** very much for completing the questionnaire! You may use the remaining space to write additional notes.

To send in your answers, please do one of the following:

1. Help us conserve resources: use the Internet to enter your congregation's data through the UUA Faith Communities Today web site, at <http://www.calvin.edu/go/fact2005uua>. Your online response will save both postage and data entry costs.

—OR—

2. **Mail** the questionnaire back to the Center for Social Research at this address:

FAITH COMMUNITIES TODAY  
CENTER FOR SOCIAL RESEARCH  
3201 BURTON ST. SE  
GRAND RAPIDS MI 49546



If you have any comments or questions about the survey, please contact the Calvin College Center for Social Research at 616 526-6420 or [csr@calvin.edu](mailto:csr@calvin.edu). Information about the project is also available at <http://fact.hartsem.edu>. **Thank you again!**