

# Faith Communities Today, 2005

## Unitarian Universalist Responses

Survey: October, 2005  
Report: June 2006

## Table of Contents

|  |           |
|--|-----------|
| Table of Contents .....  | ii        |
| <b>Introduction.....</b>   | <b>1</b>  |
| <b>Faith Communities Today: 2005 UUA Sample Overview .....</b>   | <b>2</b>  |
| <b>FACT, 2005 Participation by UUA District .....</b>  | <b>2</b>  |
| <b>Size of UUA Congregations, FY 2005-2006 .....</b>   | <b>3</b>  |
| <b>UUA Congregation Size and Adult Members (2005-2006) .....</b>   | <b>3</b>  |
| <b>Comparison of UUA FACT 2000 and 2005 Respondents .....</b>  | <b>4</b>  |
| <b>A. Your Congregation’s Worship .....</b>  | <b>5</b>  |
| <b>How often does your congregation hold worship services?.....</b>  | <b>5</b>  |
| <b>The following characteristics describe our congregation’s largest weekend worship service ‘Very Well’ or ‘Quite Well’ .....</b> | <b>5</b>  |
| Comparison with UUA FACT 2000 Responses .....  | 6         |
| <b>How often are the following a part of your congregation’s worship services?.....</b>  | <b>7</b>  |
| <b>During the past 5 years, has your congregation changed the format or style of one or more weekend worship services?.....</b>    | <b>8</b>  |
| Comparison with UUA FACT-2000 Responses .....  | 8         |
| Comparison of UUA FACT-2005 Ministers’ and Lay Leaders’ Responses .....  | 8         |
| <b>B. Your Congregation’s Programs .....</b>   | <b>8</b>  |
| <b>During the past 12 months, did your congregation have any of the following programs or activities?.....</b>                     | <b>8</b>  |
| <b>Interfaith activities engaged in during the past 12 months.....</b>   | <b>9</b>  |
| <b>Outreach to nonmembers or to make your congregation better known in the community during the past 12 months .....</b>           | <b>10</b> |
| <b>How are visitors contacted after they attend your worship services or other activities?.....</b>                                | <b>11</b> |
| <b>To what extent are your congregation’s members involved in recruiting new members?.....</b>                                     | <b>11</b> |
| <b>How are new members integrated into the life of the congregation? .....</b>   | <b>12</b> |
| <b>Does your congregation have any of the following? .....</b>   | <b>12</b> |
| <b>C. Your Congregation’s Identity .....</b>   | <b>13</b> |
| <b>The following statements are true of your congregation .....</b>  | <b>13</b> |
| Comparison with UUA FACT 2000 Responses .....  | 13        |
| <b>Home or personal practices emphasized by your congregation.....</b>   | <b>14</b> |
| <b>Theological and the political outlooks of the majority of your congregation .....</b>   | <b>14</b> |

|   |           |
|---|-----------|
| <b>D. Your Congregation’s Participants .....</b>  | <b>15</b> |
| <b>UUA FACT_2005 Congregations: Demogra phics of regularly participating adults .....</b> | <b>15</b> |
| <b>UUA FACT_2005 Congregations: Ethnicity of participating adults (N=495) .....</b>       | <b>15</b> |
| <b>E. Your Congregation’s Leadership .....</b>  | <b>16</b> |
| <b>Ministers of UUA FACT-2005 congregations .....</b>                                     | <b>16</b> |
| <b>Congregational Conflict .....</b>  | <b>16</b> |
| <b>Congregation’s financial situation today compared to five years ago.....</b>           | <b>16</b> |

|  |          |
|--|----------|
| <b>Appendix A: Faith Communities Today Survey With UUA Responses.....</b>  | <b>1</b> |
| <b>A. Your Congregation’s Worship .....</b>  | <b>1</b> |
| 1. How often does your congregation hold worship services?.....  | 1        |
| 2. How many worship services does your congregation usually hold each weekend?.....  | 1        |
| 3. How well do the following describe your congregation’s largest weekend worship service? .   | 2        |
| 4. How often are the following a part of your congregation’s worship services?.....  | 2        |
| 5. During the past 5 years, has your congregation changed the format or style of one or more weekend worship services? .....   | 2        |
| <b>B. Your Congregation’s Programs .....</b>   | <b>3</b> |
| 2. During the past 12 months, did your congregation participate in any interfaith activities? .....  | 3        |
| 3. During the past 12 months, did your congregation do any of the following to reach out to nonmembers or to make your congregation better known in the community? ..... | 4        |
| 4. How are visitors contacted after they attend your worship services or other activities? .....   | 4        |
| 5. About how many visits or phone calls do leaders of your congregation usually make each month to visitors, prospective members, or newcomers to the community? .....   | 4        |
| 6. To what extent are your congregation’s members involved in recruiting new members? .....  | 5        |
| 7. Once a person has joined your congregation, are there any planned procedures to ensure the new member becomes integrated into the congregation? .....                 | 5        |
| 8. Does your congregation have any of the following?.....  | 5        |
| <b>C. Your Congregation’s Identity .....</b>   | <b>6</b> |
| 1. Do you agree or disagree with the following statements? .....   | 6        |
| 2. How much does your congregation emphasize the following home or personal practices?.....  | 6        |
| 3. How would you describe the theological outlook of the majority of your congregation’s regularly participating adults?.....  | 6        |
| 4. How would you describe the political outlook of the majority of your congregation’s regularly participating adults?.....  | 7        |
| <b>D. Your Congregation’s Participants .....</b>   | <b>7</b> |
| 1. How many people regularly participate in the worship services or other activities of your congregation? .....   | 7        |
| 2. So far this year and for each of the last 5 years, what is your best estimate of the average weekly attendance at your congregation’s weekend worship services? ..... | 7        |
| 3. Of the total number of regularly participating adults, what percent would you estimate are:..   | 8        |
| <b>E. Your Congregation’s Leadership .....</b>   | <b>8</b> |
| 1. Our congregation has:.....  | 8        |
| 3. (Ordained) Leader’s Employment Status .....   | 9        |

|  |  |           |
|--|--|-----------|
| 4.   | Leader's Gender.....   | 9         |
| 5.   | Leader's race or ethnicity:.....   | 9         |
| 6.   | Leader's highest level of education:.....  | 9         |
| 8.   | During the past 10 years, how many principal leaders (including the current one and all interims) have served this congregation? ..... | 9         |
| 9.   | How many paid staff positions do you have in your congregation? .....  | 10        |
| 10.  | During the past two years, has your congregation experienced any disagreements or conflicts? .....                                     | 10        |
| 11.  | If your congregation experienced conflict, did any of the following occur? .....   | 10        |
| <b>F. Your Congregation's Finances.....</b>                |  | <b>10</b> |
| 1.   | How would you describe your congregation's financial situation today compared to five years ago? .....                                 | 10        |
| 2.   | What is the total amount of income your congregation received from all sources during your most recent fiscal year?.....               | 11        |
| 3.   | How much of the above amount came from voluntary or required individual contributions (tithes, dues, or other offerings)? .....        | 11        |
| <b>G. Your Congregation's History and Affiliation.....</b> |  | <b>11</b> |
| 1.   | In what year was your congregation officially organized or founded?.....   | 11        |
| 4.   | During the past 20 years, has your congregation experienced any of the following? .....  | 11        |
| 5.   | What is the zip code of the place where your principal place of worship is located?.....   | 12        |
| 6.   | How would you describe the place where your principal place of worship is located? .....   | 12        |
| 7.   | If in or near a large city, is your place of worship located in:.....  | 12        |
| 8.   | What is the approximate seating capacity of the space where your largest worship service is held? .....                                | 12        |
| 9.   | What is the role of the person who completed the majority of this form? .....  | 12        |
| <b>H. Your Congregation's Future .....</b>                 |  | <b>12</b> |
| 1  | What is the most important issue or challenge currently facing your congregation? .....  | 12        |
| 2  | What is your congregation's greatest strength? .....   | 12        |
| <b>I. Contact Information (optional).....</b>              |  | <b>12</b> |

## Introduction

In the spring of 2000, more than forty faith groups participated in the first *Faith Communities Today* (FACT) survey. This was the largest survey of congregations ever conducted, and was the most inclusive, denominationally sanctioned program of interfaith cooperation in United States' history. The participating faith groups developed a core questionnaire of more than 200 questions covering six areas of church life. 500 of our congregations (almost 50%) responded.

An interactive workbook available at [www.fact.hartsem.edu](http://www.fact.hartsem.edu) provided the first opportunity for individuals and congregations from differing faith groups to compare their actual practices with those of or differing faith traditions. Reports based on the 2000 FACT –UUA responses are available at <http://www.uua.org/cde/education/index.html> .

The Cooperative Congregational Studies Project (CCSP) was formed in 2003 to continue the cooperative approach to interfaith research into congregational life modeled by the 2000 FACT survey. In the spring of 2005, 16 of our congregations were randomly selected to be included in a national interfaith survey conducted by CCSP.

In October of 2005, the UUA contracted with Calvin College to use the 2005 FACT questionnaire to conduct a survey of all UUA congregations. The 2005 FACT survey was distributed electronically to all UU congregations for which we had valid email addresses and by regular mail for others. Follow up emails and letters were sent and district offices made numerous reminder phone calls, with a final result of 495 responses (47% of all North American congregations).

This report summarizes the responses of all UUA congregations participating in the FACT 2005 survey without regard to difference in size or growth/decline in membership between 2000 and 2005.

The actual survey questions and numerical responses are in the attached Appendix.

[www.fact.hartsem.edu](http://www.fact.hartsem.edu) will soon provide an opportunity to compare UUA congregations' responses to the FACT-2005 survey with those of congregations from other faith traditions.

Reports comparing UUA congregations' 2005 responses by congregation size and growth/decline (2000-2005) are available at <http://www.uua.org/cde/education/index.html>.

## Faith Communities Today: 2005 UUA Sample Overview

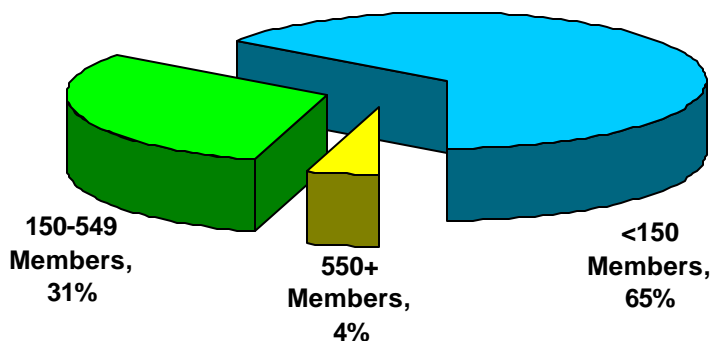
2005 UUA Survey 48% of all UUA congregations responded to the 2005 Faith Communities Today survey. As the following table shows, there was good participation from almost all Districts. Clara Barton district is under-represented at 24%, as are the international congregations and from the international congregations (also at 24%).

Table 1:

### FACT, 2005 Participation by UUA District

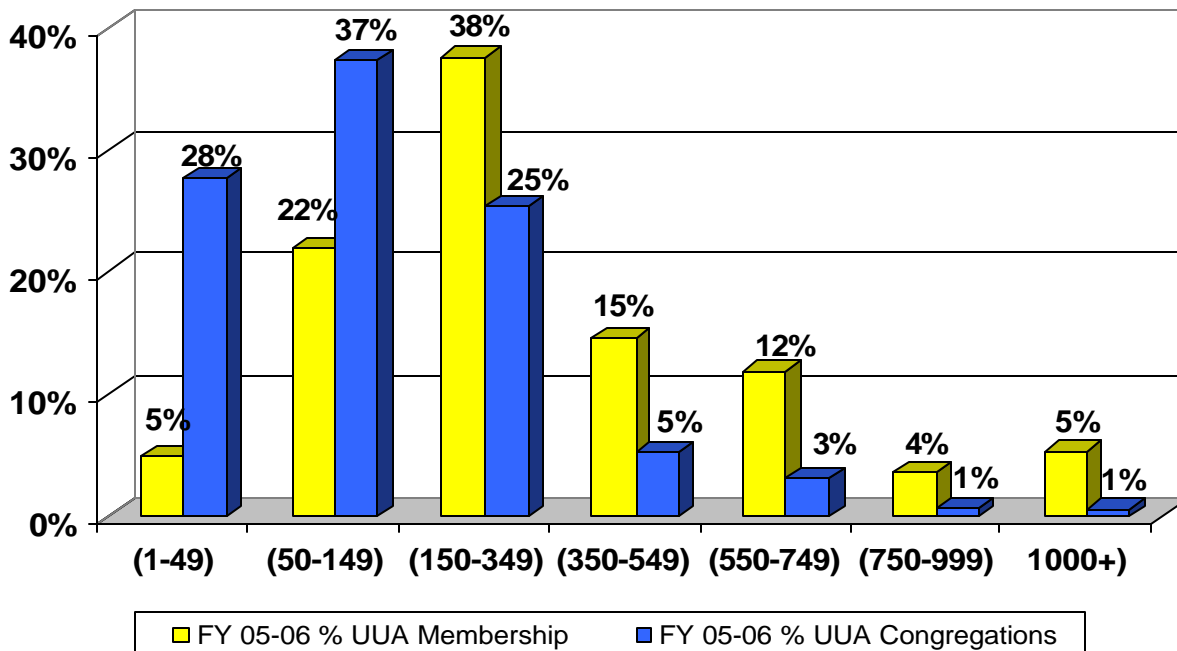
| District               | UUA 05-06 Total | FACT-05:Total | % FACT, 2005 |
|------------------------|-----------------|---------------|--------------|
| Ballou Channing        | 47              | 23            | 49%          |
| Central Midwest        | 71              | 40            | 56%          |
| Clara Barton           | 63              | 15            | 24%          |
| Florida                | 43              | 24            | 56%          |
| Heartland              | 54              | 23            | 43%          |
| Joseph Priestley       | 62              | 33            | 53%          |
| Massachusetts Bay      | 55              | 24            | 44%          |
| Metro New York         | 52              | 21            | 40%          |
| Mid-South              | 32              | 18            | 56%          |
| Mountain Desert        | 45              | 28            | 62%          |
| New Hampshire-Vermont  | 43              | 22            | 51%          |
| Northeast              | 29              | 12            | 41%          |
| Ohio-Meadville         | 44              | 21            | 48%          |
| Pacific Central        | 38              | 19            | 50%          |
| Pacific Northwest      | 60              | 31            | 52%          |
| Pacific Southwest      | 51              | 19            | 37%          |
| Prairie Star           | 60              | 34            | 57%          |
| Southwest              | 72              | 34            | 47%          |
| St. Lawrence           | 34              | 19            | 56%          |
| Thomas Jefferson       | 61              | 28            | 46%          |
| CLF                    | 1               | 1             | 100%         |
| <b>Total USA, 2005</b> | <b>1017</b>     | <b>489</b>    | <b>48%</b>   |
| International          | 25              | 6             | 24%          |

## Size of UUA Congregations, FY 2005-2006



| Size Category        | FACT, 2005 Congregations | UUA 2005-06 Congregations | FACT, 2005 as percent of UUA Congregations |
|----------------------|--------------------------|---------------------------|--|
| Very Large(1000+)    | 5                        | 6                         | 83%  |
| Large I (550-749)    | 15                       | 32                        | 47%  |
| Large II (750-999)   | 4                        | 7                         | 57%  |
| Midsize I (150-349)  | 138                      | 264                       | 52%  |
| Midsize II (350-549) | 29                       | 55                        | 53%  |
| Small (50-149)       | 189                      | 390                       | 48%  |
| Very Small (1-49)    | 115                      | 288                       | 40%  |
| Grand Total          | 495                      | 1042                      | 48%  |

## UUA Congregation Size and Adult Members (2005-2006)

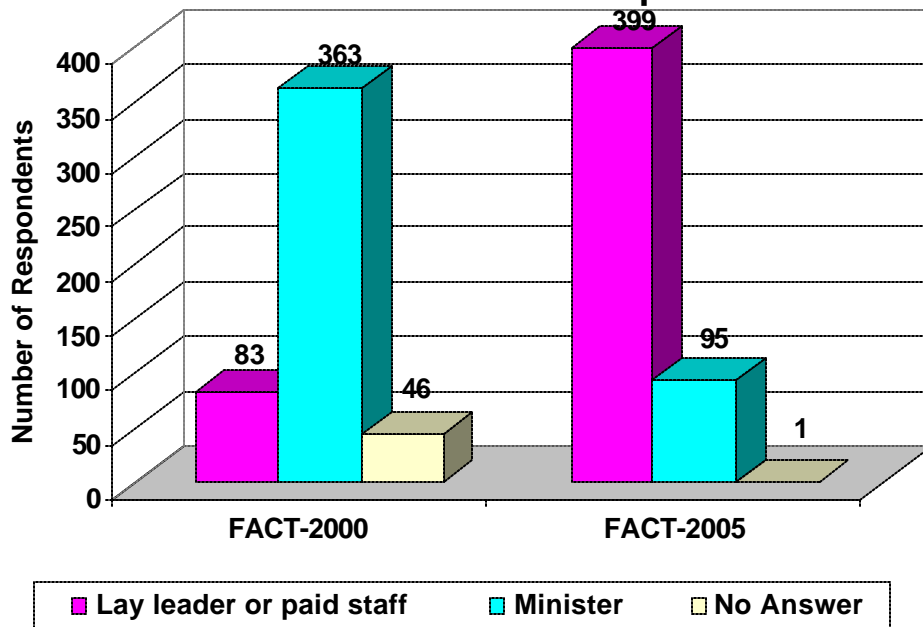




FACT 2005 congregations represent 52% of all UUA adult members but only 48% of all UUA congregations. This is the result of a higher participation rate of larger UUA congregations in the FACT 2005 survey.

- **Very Small congregations** (fewer than 50 members) account for 28% of all UUA congregations, but serve only 5% of UUA adult members.
- **Small congregations** (fewer than 150 members) account for 65% of all UUA congregations but serve only 27% of all adult UUA members.
- **Large congregations** (550+ members) comprise only 5% of UUA congregations but also serve 5% of UUA adult members.
- **Midsize congregations** (150-549) account for 30% of all UUA congregations but serve over half of all adult UUA members (53%)

### Comparison of UUA FACT 2000 and 2005 Respondents



**FACT-2000 surveys** were distributed by regular mail and were addressed to presidents of lay-led congregations and to the (senior) minister of congregations led by called or volunteer clergy. The recipient of the survey was asked to serve as the 'key respondent'.

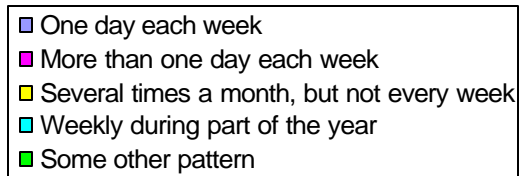
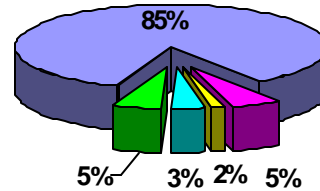
**The FACT-2005 surveys** were distributed electronically to all congregations for which we had valid minister, or congregational email addresses and by regular mail for other congregations. Choice of 'key respondent' was left to the discretion of the minister or president.

74% of UUA FACT-2000 surveys were completed by ministers while 81% of UUA FACT-2005 surveys were completed by lay leaders or paid staff. The differences in congregational roles of respondents may account for the differences in answers to subjective questions asked in both 2000 and 2005 FACT Surveys.

## A. Your Congregation's Worship

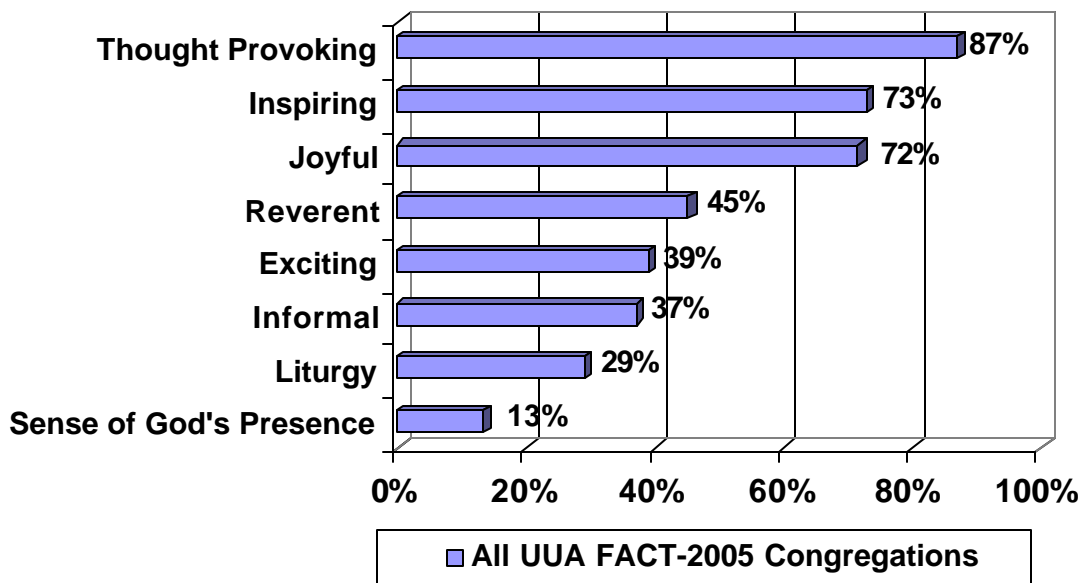
How often does your congregation hold worship services?

1. One day each week
2. More than one day each week
3. Several times a month, but not every week
4. Several times a year
5. Weekly during part of the year (such as summer or ski season)



**UUA FACT-2005 congregations held an average of 1.3 worship services per week.**

The following characteristics describe our congregation's largest weekend worship service 'Very Well' or 'Quite Well'



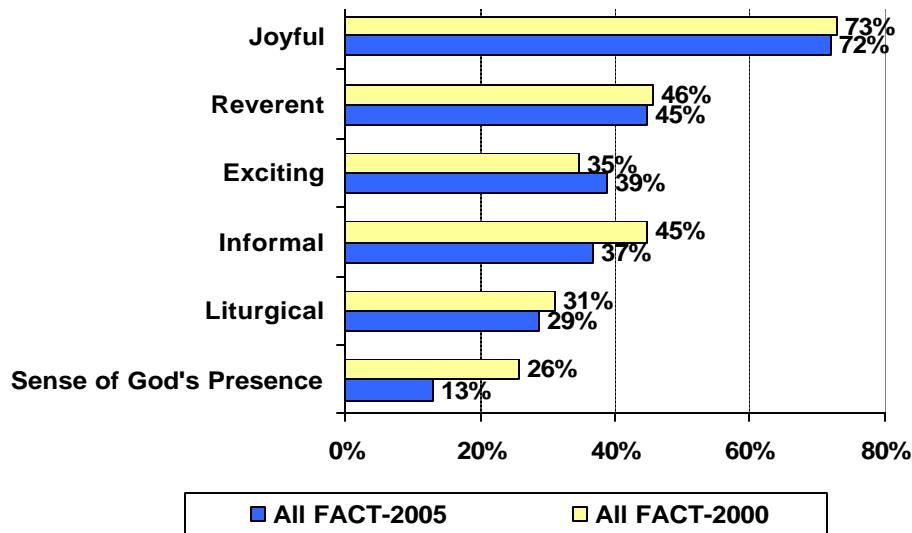
**UUA FACT-2005 congregations were Most Likely** to say the following describe their largest worship service 'Quite' or 'Very Well':

- Thought provoking (87%)
- Inspirational (73%)
- Joyful (72%)

**UUA FACT-2005 congregations were Least Likely** to describe their largest worship service as:

- Filled with a sense of God's presence (13%)
- Formal liturgy or ritual (29%)
- Informal (37%)

## Comparison with UUA FACT 2000 Responses

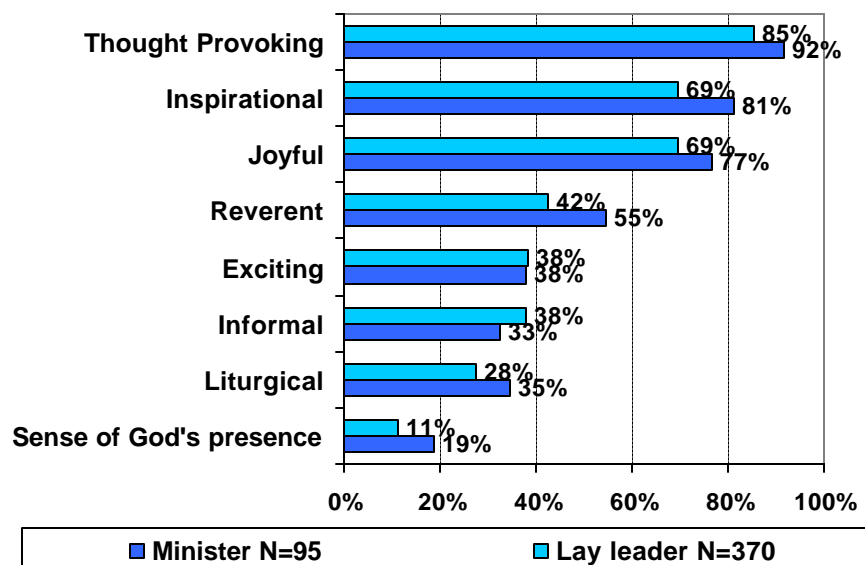


UUA FACT-2005 respondents were much less likely than UUA FACT-2000 respondents to describe their worship services as 'Informal (2000, 45%; 2005, 37%) or as having 'a sense of God's presence' (2000, 26%; 2005, 13%).

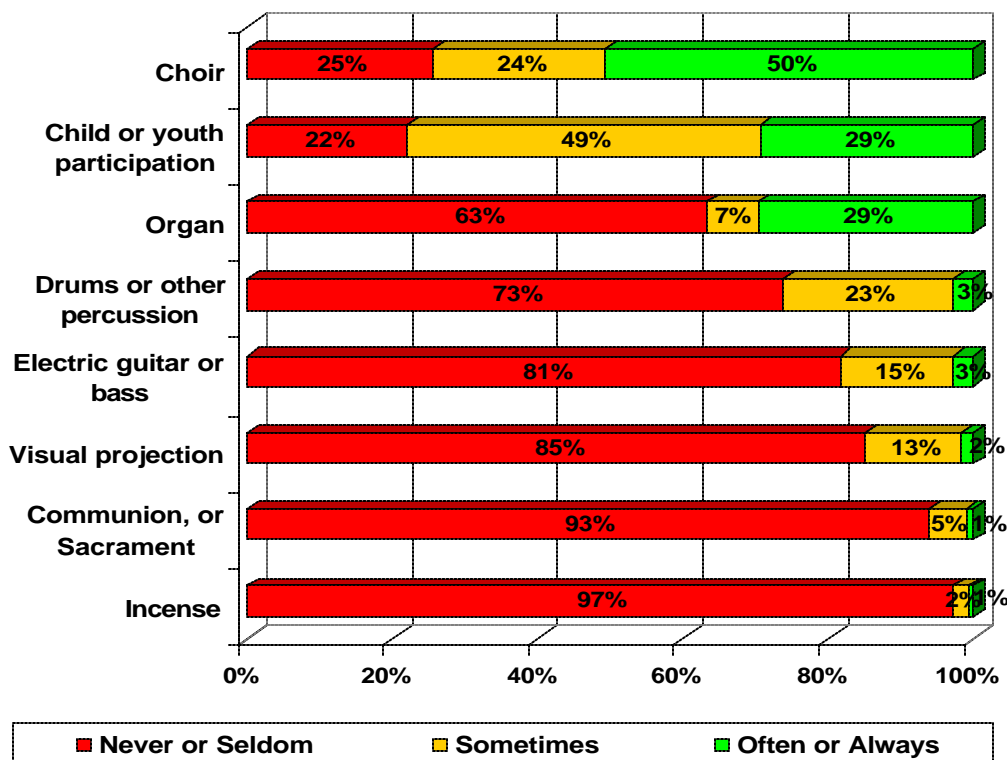
**Note:** 74% of UUAFACT-2000 respondents were ministers, but only 17% of UUA FACT-2005 respondents were ministers.

**The following graph** shows that although ministers were more likely than lay leaders to describe the worship services as having a sense of God's presence, (Ministers, 19%; Lay Leaders, 11%), and somewhat less likely to describe the worship services as 'Informal' (Minister, 33%; Lay Leaders, 38%) both groups of respondents were less likely to describe their worship services as 'Informal' or as having 'a sense of God's presence' in 2005 than they were in 2000. (UUA FACT-00: Informal, 45%; Sense of God's presence, 26%)

## UUA FACT-05: Comparison of Minister' and Lay Leaders' responses

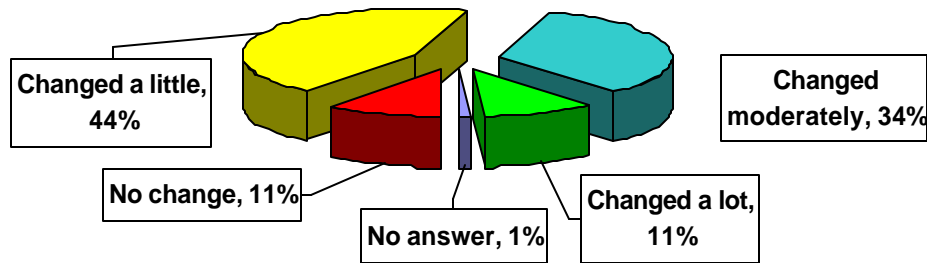


**How often are the following a part of your congregation's worship services?**



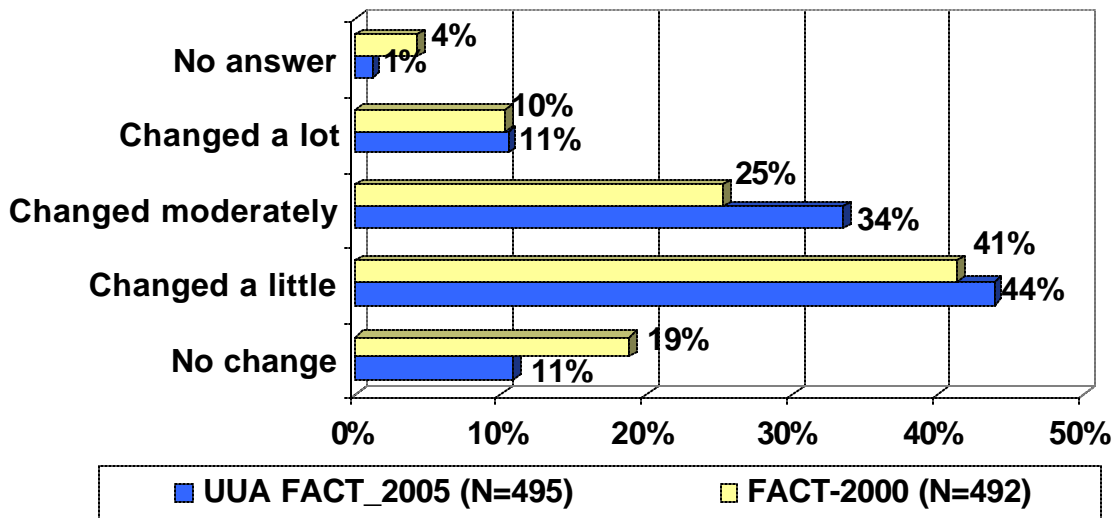
|   |  |
|---|--|
| <p><b>UUA FACT 2005 Congregations were Most Likely</b> to 'Often' or 'Always' include the following in their worship services:</p> <ul style="list-style-type: none"> <li>▪ Choir (50%)</li> <li>▪ Child or Youth Participation (29%)</li> <li>▪ Organ (29%)</li> </ul> | <p><b>UUA FACT 2005 Congregations were Least Likely</b> to include the following (*'Never or 'Seldom')</p> <ul style="list-style-type: none"> <li>▪ Incense (*97% 'Never' or 'Seldom')</li> <li>▪ Communion or other sacrament (*93%)</li> <li>▪ Visual projection equipment (*85%)</li> </ul> |
|---|--|

During the past 5 years, has your congregation changed the format or style of one or more weekend worship services?



45% of UUA FACT 2005 respondents reported that their worship service format or style had changed 'a lot' or 'moderately'. Between 2000 and 2005

### Comparison with UUA FACT-2000 Responses



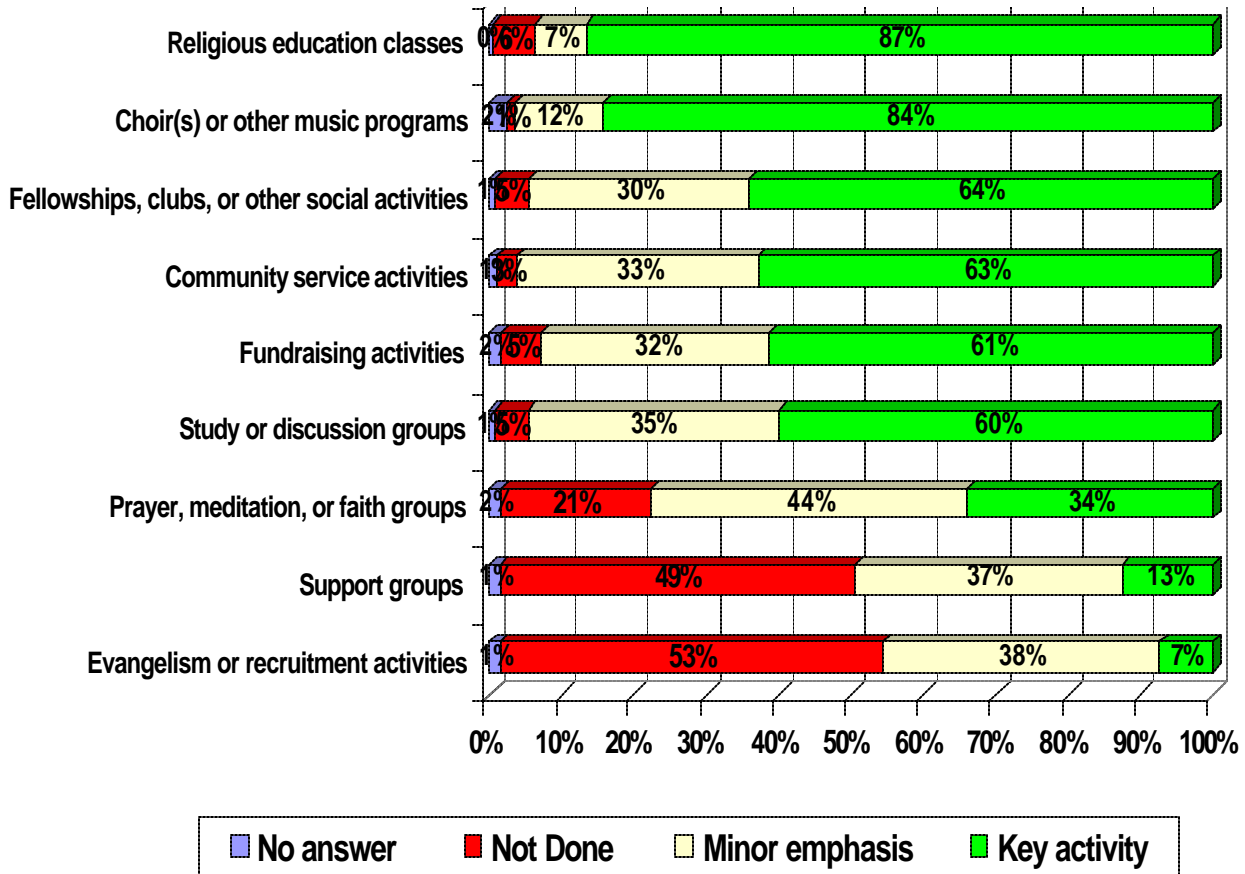
A larger proportion of UUA FACT congregations reported changes in worship service format or style between 2000 and 2005 than between 1995 and 2000:

- 89% of UUA FACT-2005 congregations changed the style or format of one or more weekend services between 2000 and 2005
- 76% of UUA FACT-2000 respondents reported a change of style or format of their worship services between 1995 and 2000..

## B. Your Congregation's Programs

During the past 12 months, did your congregation have any of the following programs or activities?

*(If yes, is it a relatively minor emphasis or a key program or activity of your congregation?)*



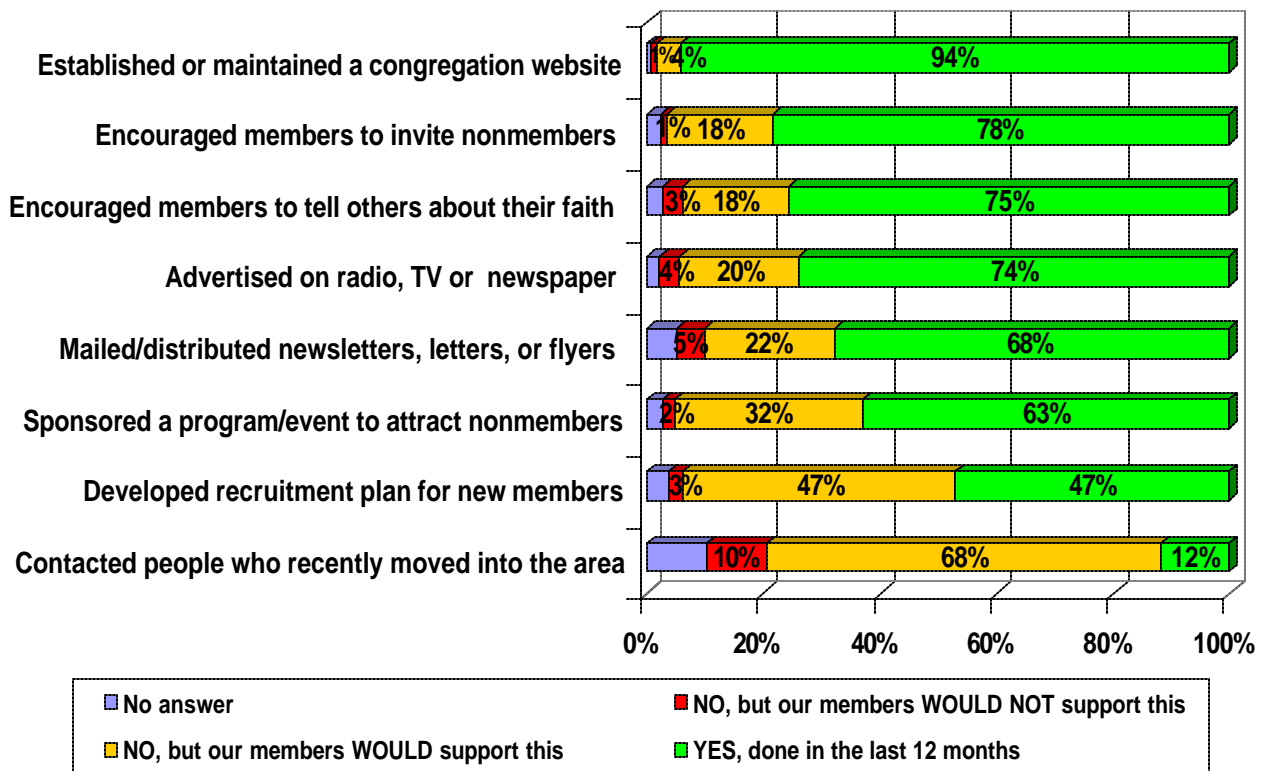
|   |  |
|---|--|
| <p>The three <b>most likely</b> undertakings to be rated as 'Key Activities' by UUA FACT-2005 Congregations were:</p> <ul style="list-style-type: none"> <li>▪ Religious education classes (87%)</li> <li>▪ Choirs or other music programs (84%)</li> <li>▪ Clubs or other social activities (64%)</li> </ul> | <p>The three <b>least likely</b> undertakings to be rated as 'Key Activities' by UUA FACT-2005 Congregations were:</p> <ul style="list-style-type: none"> <li>▪ Evangelism or recruitment activities (7%)</li> <li>▪ Support Groups (13%)</li> <li>▪ Prayer, meditation or faith groups (34%)</li> </ul> |
|---|--|

### Interfaith activities engaged in during the past 12 months

**The vast majority of UUA FACT-2005 Congregations engaged in interfaith activities during the prior year:**

- 73% participated in community service activities
- 51% participated in educational or fellowship activities, and
- Over 40% participated in interfaith celebrations or worship services.

**Outreach to nonmembers or to make your congregation better known in the community during the past 12 months**



UUA FACT-2005 congregations were **most likely to reach out to non-members by:**

- Establishing or maintaining a congregational website (94%)
- Encouraging members to invite non-members

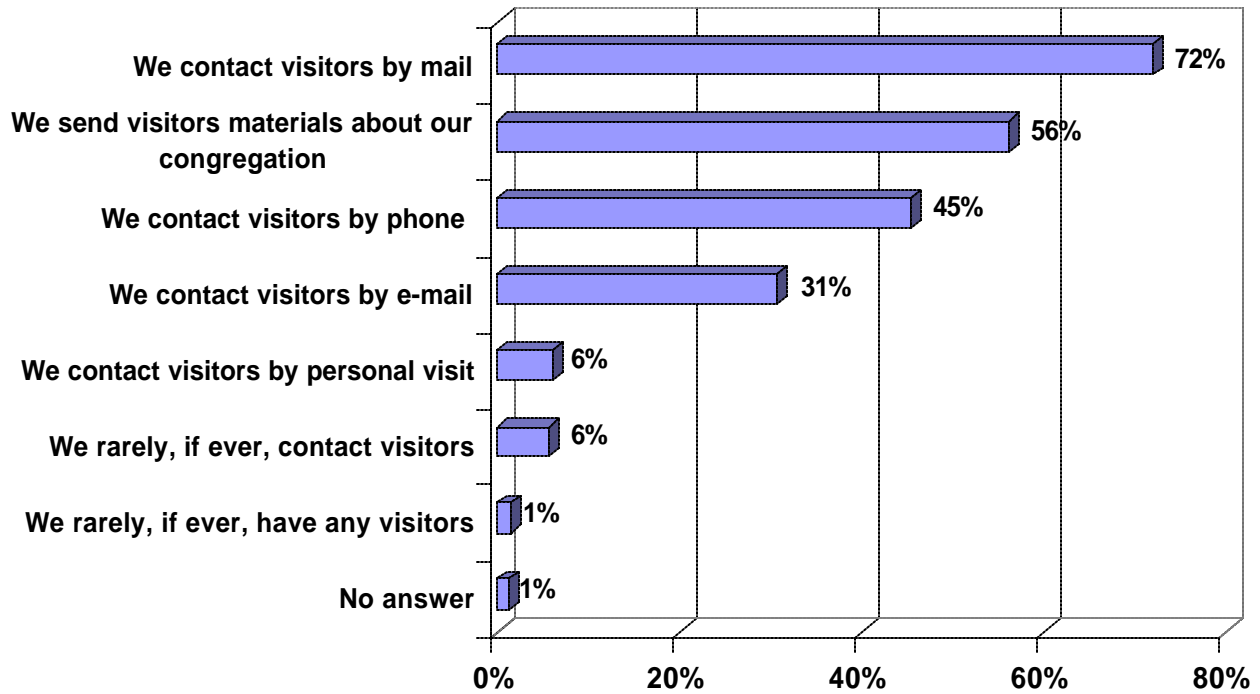
UUA FACT-2005 congregations were **least likely to reach out to non-members by:**

- Contacting people who recently moved into the area (12%)
- Developing a recruitment plan for new members (47%)

UUA FACT-2005 respondents said that **most members in their congregations would support:**

- Developing a recruitment plan for new members (96%), but only 47% of responding congregations had done this in the prior year.
- Contacting people who recently moved into the area (80%), but only 12% of responding congregations had done this in the prior year.

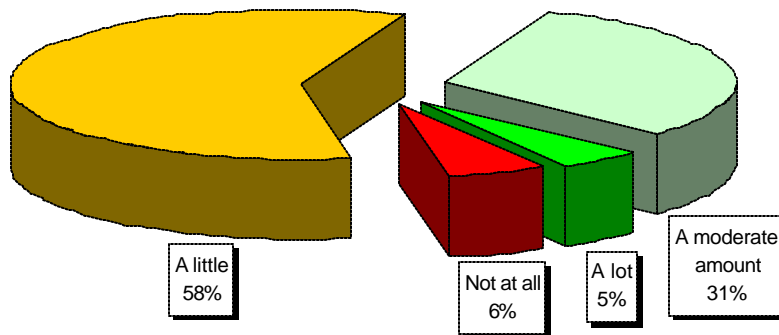
**How are visitors contacted after they attend your worship services or other activities?**



**Percent of UUA FACT-2005 Congregations**

UUA FACT-2005 congregations contacted visitors most often by Mail (72%) or phone (45%) They were less likely to contact visitors by email (31%), and Least likely to contact visitors in person (6%)

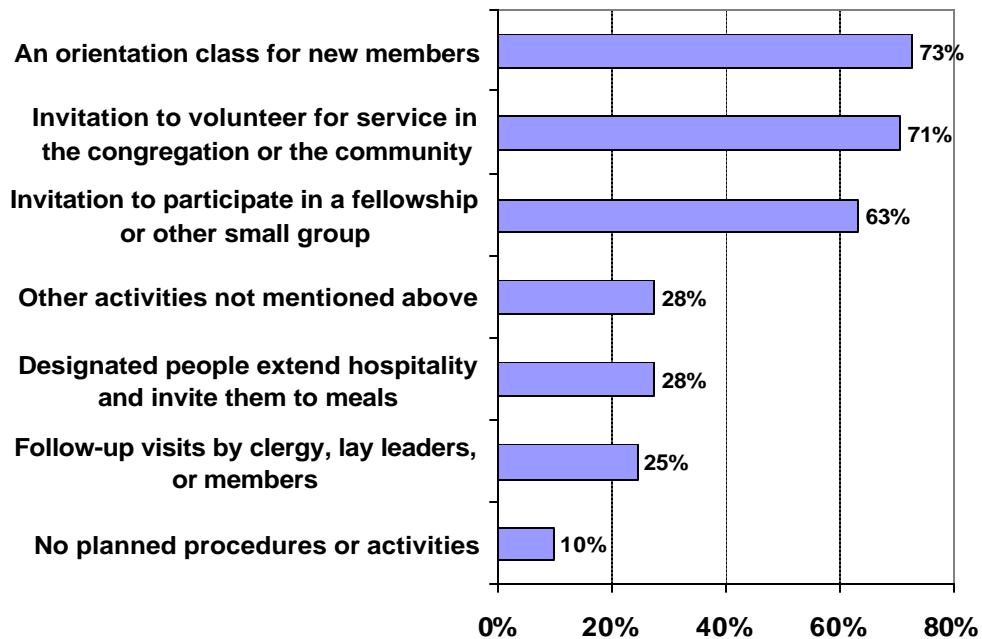
**To what extent are your congregation’s members involved in recruiting new members?**



36% of UUA FACT-2005 congregations reported that current members were involved ‘a moderate amount ‘ or ‘a lot’ in the recruitment of new members



## How are new members integrated into the life of the congregation?



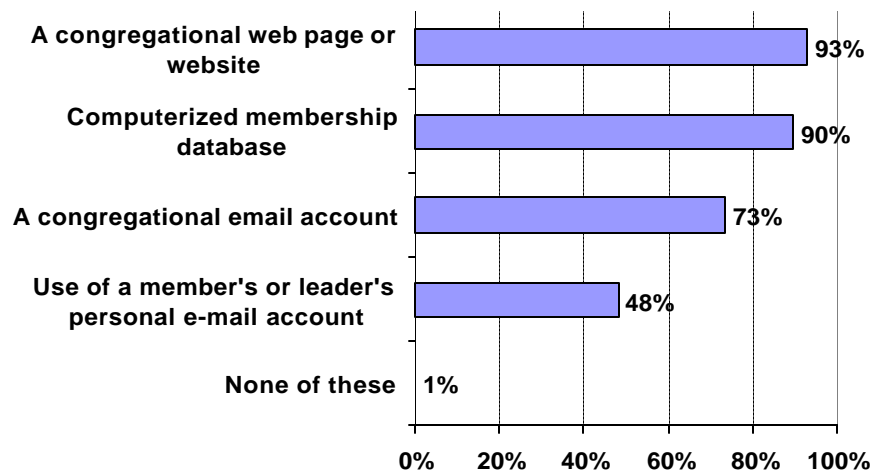
UUA FACT-2005 Congregations are **most likely to assist new members' integration by:**

- Providing an orientation class (73%)
- Inviting new members to provide volunteer service (71%)

They are **least likely to assist new member integration by:**

- Follow-up visits by clergy or lay people

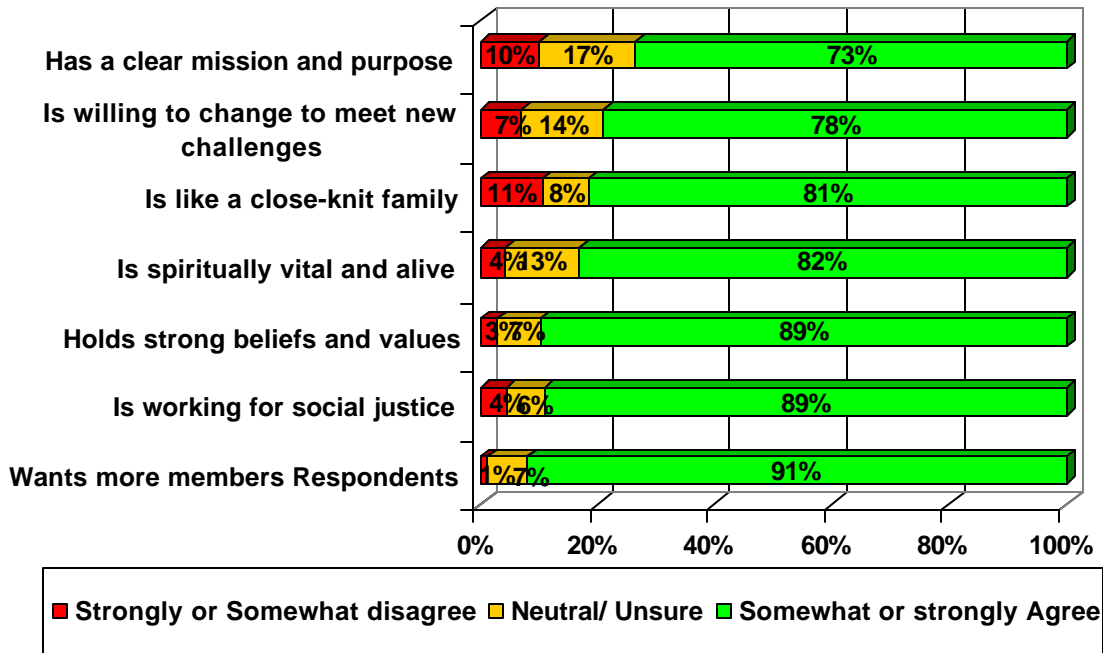
## Does your congregation have any of the following?



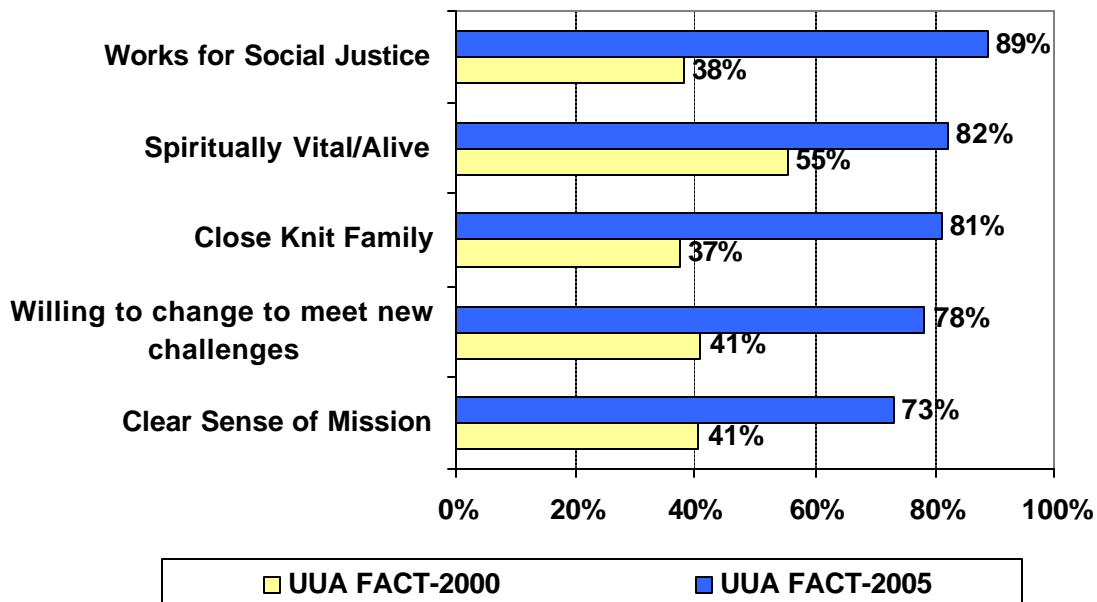
99% of UUA FACT-2005 congregations use computers for maintaining a membership database and/or web based internal or external communications.

## C. Your Congregation's Identity

The following statements are true of your congregation

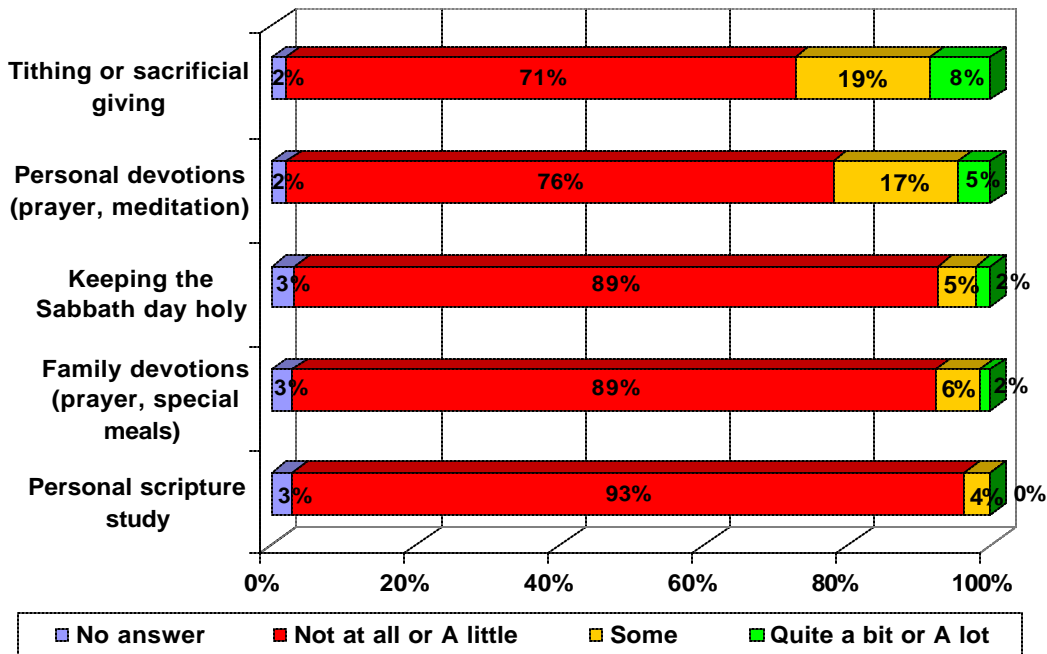


### Comparison with UUA FACT 2000 Responses



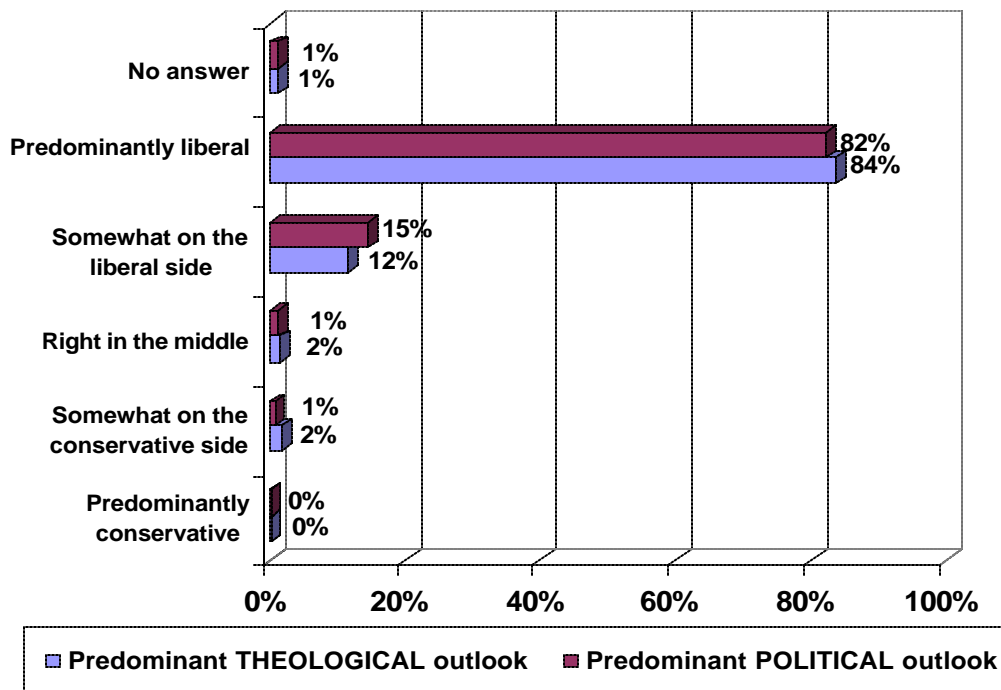
UUA FACT 2005 respondents (81% Lay leaders or non-clerical paid staff) were much more likely than 2000 respondents (74% ministers) to 'Strongly' or 'Somewhat' agree with all of these statements.

### Home or personal practices emphasized by your congregation



Fewer than 10% of UUA FACT-2005 congregations reported that any personal or home religious practices were emphasized 'Quite a bit' or 'A lot'. Tithing or sacrificial giving was most likely to be emphasized (8%)

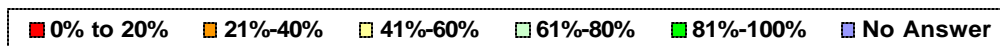
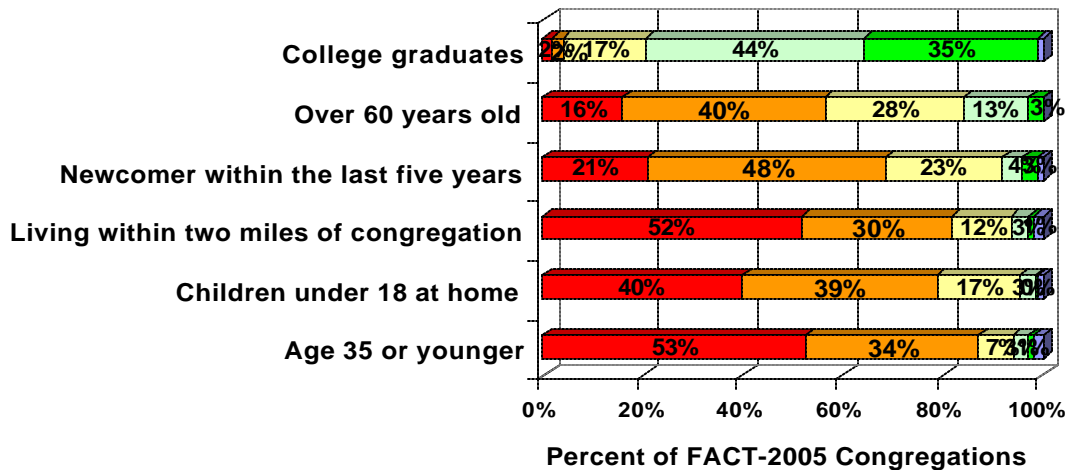
### Theological and the political outlooks of the majority of your congregation



Respondents overwhelmingly reported that the majority of their congregations' regularly participating adults were predominantly liberal, both theologically and politically.

## D. Your Congregation's Participants

### UUA FACT\_2005 Congregations: Demographics of regularly participating adults



|                                     | 0%    | Over 40% | Over 60% |
|-------------------------------------|-------|----------|----------|
| Hispanic or Latino/a                | 35.2% | 0.0%     | 0.0%     |
| Asian                               | 33.3% | 0.2%     | 0.2%     |
| American Indian or Alaska Native    | 62.4% | 0.2%     | 0.0%     |
| Native Hawaiian or Pacific Islander | 77.6% | 0.2%     | 0.2%     |
| Black or African American           | 32.3% | 0.4%     | 0.0%     |
| Biracial or multiracial             | 21.2% | 0.6%     | 0.4%     |
| Under Age 35                        | 2.0%  | 10.9%    | 4.0%     |
| Live within 2 miles                 | 1.0%  | 16.4%    | 4.4%     |
| Have children under age 18 at home  | 3.2%  | 20.4%    | 3.6%     |
| Newcomer within last 5 years        | 0.0%  | 30.3%    | 7.1%     |
| Over Age 60                         | 0.4%  | 43.4%    | 15.8%    |
| With college degree(s)              | 0.2%  | 95.4%    | 78.6%    |
| White                               | 0.4%  | 95.6%    | 93.7%    |

Participating adults in UUA FACT-2005 congregations were **Least likely** to be:

- Persons of color
- Under age 35
- Living within 2 miles

Participating adults in UUA FACT-2005 congregations were **Most likely** to be:

- White
- College educated
- Over age 60

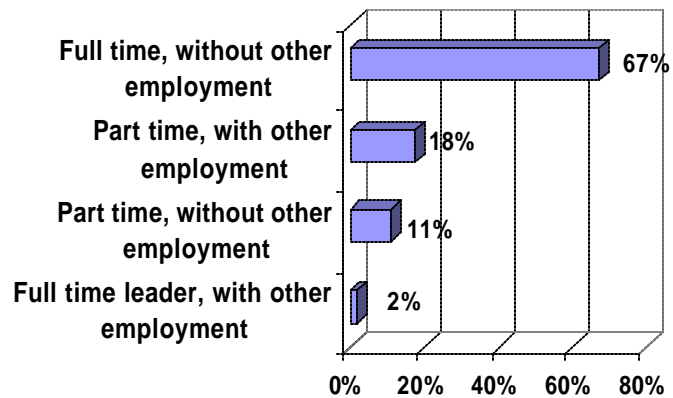
### UUA FACT\_2005 Congregations: Ethnicity of participating adults (N=495)

|                                     | 0%  | 1-10% | 11-20% | 21-40% | 41-60% | 61-80% | 81-100% | No answer |
|-------------------------------------|-----|-------|--------|--------|--------|--------|---------|-----------|
| Hispanic or Latino/a                | 174 | 296   | 18     | 3      | 0      | 0      | 0       | 4         |
| Black or African American           | 160 | 305   | 18     | 6      | 2      | 0      | 0       | 4         |
| Asian                               | 165 | 310   | 12     | 2      | 0      | 0      | 1       | 5         |
| American Indian or Alaska Native    | 309 | 167   | 4      | 0      | 1      | 0      | 0       | 14        |
| Native Hawaiian or Pacific Islander | 384 | 97    | 0      | 0      | 0      | 0      | 1       | 13        |
| Biracial or multiracial             | 105 | 309   | 53     | 11     | 1      | 0      | 2       | 14        |
| White                               | 2   | 2     | 0      | 2      | 9      | 79     | 385     | 16        |

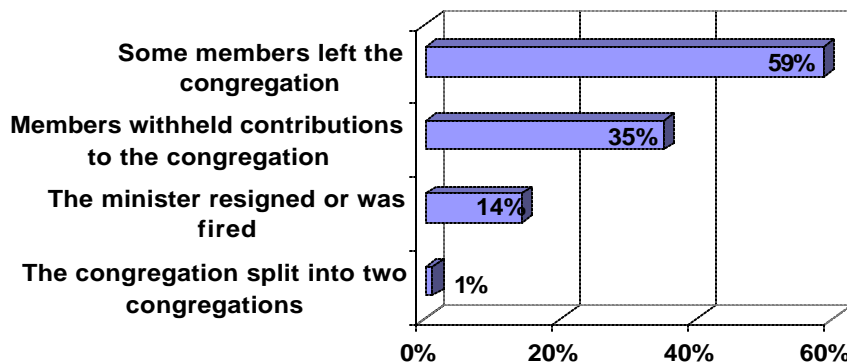
## E. Your Congregation's Leadership

### Ministers of UUA FACT-2005 congregations

- 17% had no minister
- 81% were served by senior or co-ministers
- 49.8% of Ministers were female
- Mean age of ministers was 53 (ranging from 27 to 79 years)
- Average number of ministers over the last 10 years was 2.8



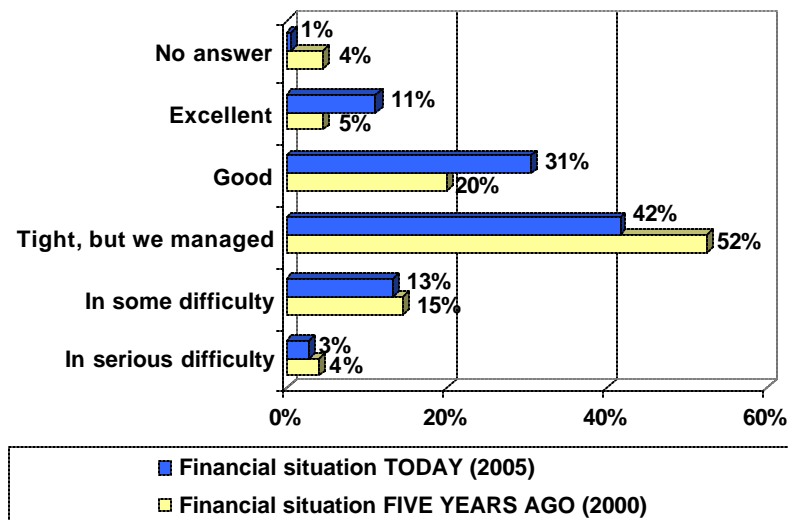
### Congregational Conflict



#### In congregations that experienced conflict:

- 59% lost members
- 35% had members withhold pledges
- 14% the minister resigned or was fired

### Congregation's financial situation today compared to five years ago.



UUA FACT-2005 respondents reported that their congregations' **financial situations were healthier in 2005 than in 2000.**

- 42% said their 2005 financial situation was 'Excellent' or 'good' (25% for 2000)
- 42% said their 2005 financial situation was 'Tight' (52% for 2000)



# Appendix A: 2005 National Survey of Congregations UUA Congregational Profile

All UUA congregations are requested to participate in this national study of religion in America. To have a complete picture, we need to hear from every congregation.

The survey can be completed by the leader of the congregation, a paid staff member, or a lay leader. Some questions may not apply to the UUA. If so, just skip the question and go to the next one.

Please note that the survey may also be completed on the Internet at <http://www.calvin.edu/go/fact2005uua>

Thank you for your willingness to be a part of this important national study.

## A. Your Congregation's Worship

### 1. How often does your congregation hold worship services?

Table 2: How often does your congregation hold worship services?

|   | Count | Percent |
|---|-------|---------|
| One day each week   | 421   | 85.1%   |
| More than one day each week                               | 24    | 4.9%    |
| Several times a month, but not every week                 | 9     | 1.8%    |
| Weekly during part of the year (summer, ski season, etc.) | 16    | 3.2%    |
| Some other pattern  | 25    | 5.1%    |
| Total Responses   | 495   | 100.0%  |

### 2. How many worship services does your congregation usually hold each weekend? *Do not include special services, weddings, or funerals; please write just one number:*

**UUA FACT Mean=1.3 (N=495)**

**3. How well do the following describe your congregation's largest weekend worship service?**

**Table 3: How well do the following describe your congregation's largest weekend worship service?**

|   | NOT AT ALL | SLIGHTLY | SOMEWHAT | QUITE WELL | VERY WELL | NO ANSWER |
|---|------------|----------|----------|------------|-----------|-----------|
| A3 - A. Reverent                              | 13         | 61       | 189      | 159        | 65        | 8         |
| A3 - B. Informal                              | 26         | 97       | 181      | 119        | 64        | 8         |
| A3 - C. Filled with a sense of God's presence | 96         | 161      | 115      | 55         | 11        | 57        |
| A3 - D. Joyful                                | 0          | 17       | 114      | 230        | 124       | 10        |
| A3 - E. Formal liturgy or ritual              | 38         | 124      | 185      | 97         | 46        | 5         |
| A3 - F. Exciting                              | 8          | 70       | 216      | 142        | 50        | 9         |
| A3 - G. Inspirational                         | 2          | 18       | 107      | 203        | 157       | 8         |
| A3 - H. Thought-provoking                     | 1          | 5        | 38       | 154        | 276       | 21        |

**4. How often are the following a part of your congregation's worship services?**

**Table 4: How often are the following part of your congregation's worship services?**

*CHECK ONE OPTION ON EACH LINE*

*NEVER SELDOM SOMETIMES OFTEN ALWAYS NO ANSWER*

|  | NEVER | SELDOM | SOMETIMES | OFTEN | ALWAYS | NO ANSWER |
|--|-------|--------|-----------|-------|--------|-----------|
| A4 - A. Choir  | 72    | 54     | 118       | 191   | 58     | 2         |
| A4 - B. Organ  | 261   | 50     | 34        | 55    | 90     | 5         |
| A4 - C. Electric guitar or bass  | 220   | 182    | 76        | 13    | 1      | 3         |
| A4 - D. Drums or other percussion instruments                              | 132   | 229    | 114       | 14    | 2      | 4         |
| A4 - E. Visual projection equipment  | 212   | 208    | 65        | 7     | 2      | 1         |
| A4 - F. Incense  | 411   | 67     | 11        | 1     | 2      | 3         |
| A4 - G. Communion, Lord's Supper, or Sacrament                             | 364   | 98     | 25        | 5     |        | 3         |
| A4 - H. Participation by children or youth (speaking, reading, performing) | 23    | 82     | 241       | 110   | 35     | 4         |

**5. During the past 5 years, has your congregation changed the format or style of one or more weekend worship services?**

**Table 5: During the past 5 years, has your congregation changed the format or style of one or more weekend worship services?**

|                    | Count | Percent |
|--------------------|-------|---------|
| No change          | 54    | 10.9%   |
| Changed a little   | 217   | 43.8%   |
| Changed moderately | 166   | 33.5%   |
| Changed a lot      | 52    | 10.5%   |
| No answer          | 6     | 1.2%    |
| Total Responses    | 495   | 100.0%  |



## B. Your Congregation's Programs

1. **During the past 12 months, did your congregation have any of the following programs or activities?** *If yes*, is it a relatively minor emphasis or a key program or activity of your congregation?

CHECK ONE OPTION ON EACH LINE

**Table 6: Did your congregation have any of the following programs/activities during the last 12 months?**

|   | No  | Minor emphasis | Key activity | No answer | Total UUA FACT-05 |
|---|-----|----------------|--------------|-----------|-------------------|
| B1 - A. Religious education classes   | 30  | 34             | 429          | 2         | 495               |
| B1 - B. Prayer, meditation, or faith sharing groups                                 | 103 | 103            | 168          | 8         | 495               |
| B1 - C. Study or discussion groups  | 23  | 172            | 297          | 3         | 495               |
| B1 - D. Fellowships, clubs, or other social activities                              | 24  | 150            | 318          | 3         | 495               |
| B1 - E. Support groups (such as bereavement, marriage, divorced, wellness, 12-step) | 243 | 183            | 62           | 7         | 495               |
| B1 - F. Evangelism or recruitment activities  | 262 | 190            | 36           | 7         | 495               |
| B1 - G. Community service activities  | 14  | 165            | 311          | 5         | 495               |
| B1 - H. Choir(s) or other music programs  | 57  | 143            | 289          | 6         | 495               |
| B1 - I. Fundraising activities (including capital campaigns)                        | 27  | 156            | 304          | 8         | 495               |

2. **During the past 12 months, did your congregation participate in any interfaith activities?**

Count any time your congregation participated together in a joint activity with a congregation or group from a different faith tradition (such as Christian, Jewish, Muslim, and so on). Do not count events where congregations of the same faith tradition but different denominations participated in a joint activity (such as a Presbyterian and a Catholic congregation).

CHECK ONE OPTION ON EACH LINE

**Table 7: Did your congregation participate in any interfaith activities during the last 12 months?**

|  | Yes | No  | No answer | Total UUA FACT-05 |
|--|-----|-----|-----------|-------------------|
| B2 - A. Worship services                     | 202 | 282 | 11        | 495               |
| B2 - B. Celebrations                         | 209 | 270 | 16        | 495               |
| B2 - C. Educational or fellowship activities | 254 | 223 | 18        | 495               |
| B2 - D. Community service activities         | 359 | 122 | 14        | 495               |

**3. During the past 12 months, did your congregation do any of the following to reach out to nonmembers or to make your congregation better known in the community?**

*CHECK ONE OPTION ON EACH LINE*

**Table 8: Has your congregation done any of the following to reach out to non-members during the last 12 months?**

|   | YES, done in the last 12 months | NO, but our members WOULD support this | NO, but our members WOULD NOT support this | No answer | Total UUA FACT-05 |
|---|---------------------------------|--|--|-----------|-------------------|
| B3 - A. Advertised on radio or TV or in a newspaper                                     | 365                             | 101                                    | 18   | 11        | 495               |
| B3 - B. Mailed or distributed newsletters, letters, or flyers                           | 336                             | 109                                    | 25   | 25        | 495               |
| B3 - C. Established or maintained a website for the congregation                        | 465                             | 21                                     | 4  | 5         | 495               |
| B3 - D. Developed a plan to recruit new members   | 232                             | 232                                    | 13   | 18        | 495               |
| B3 - E. Contacted people who recently moved into the area                               | 58                              | 335                                    | 51   | 51        | 495               |
| B3 - F. Encouraged members to tell nonmembers about their faith                         | 373                             | 91                                     | 16   | 15        | 495               |
| B3 - G. Encouraged members to invite nonmembers to worship services or other activities | 388                             | 90                                     | 4  | 13        | 495               |
| B3 - H. Sponsored a program or event to attract nonmembers                              | 311                             | 160                                    | 9  | 15        | 495               |

**4. How are visitors contacted after they attend your worship services or other activities?**

*CHECK ALL THAT APPLY*

**Table 9: How are visitors contacted after they attend your worship services or other activities?**

|   | Count N=495 | Percent |
|---|-------------|---------|
| We rarely, if ever, have any visitors             | 7           | 1.4%    |
| We rarely, if ever, contact visitors              | 28          | 5.7%    |
| We contact visitors by mail                       | 356         | 71.9%   |
| We contact visitors by phone                      | 225         | 45.5%   |
| We contact visitors by e-mail                     | 152         | 30.7%   |
| We contact visitors by personal visit             | 30          | 6.1%    |
| We send visitors materials about our congregation | 278         | 56.2%   |
| No answer   | 6           | 1.2%    |

**5. About how many visits or phone calls do leaders of your congregation usually make each month to visitors, prospective members, or newcomers to the community?**

**Visits or phone calls: UUA Average=8.31**

**6. To what extent are your congregation's members involved in recruiting new members?**

**Table 10: To what extent are your members involved in recruiting new members?**

|                   | Count | Percent |
|-------------------|-------|---------|
| Not at all        | 28    | 5.7%    |
| A little          | 290   | 58.6%   |
| A moderate amount | 154   | 30.9%   |
| A lot             | 24    | 4.9%    |
| Total UUA FACT-05 | 496   | 100.0%  |

**7. Once a person has joined your congregation, are there any planned procedures to ensure the new member becomes integrated into the congregation?**

*CHECK ALL THAT APPLY*

**Table 11: What planned procedures are there to ensure a new member becomes integrated into the congregation? (N=495)**

|  |     |       |
|--|-----|-------|
| Follow-up visits by clergy, lay leaders, or members                      | 122 | 24.7% |
| Designated people extend hospitality and invite them to meals            | 137 | 27.7% |
| An orientation class for new members                                     | 361 | 72.9% |
| Invitation to participate in a fellowship or other small group           | 314 | 63.4% |
| Invitation to volunteer for service in the congregation or the community | 350 | 70.7% |
| Other activities not mentioned above                                     | 137 | 27.7% |
| No planned procedures or activities                                      | 48  | 9.7%  |
| No answer  | 2   | 0.4%  |

**8. Does your congregation have any of the following?**

*CHECK ALL THAT APPLY*

**Table 12: Electronic communication and record keeping in your congregation**

|  |     |       |
|--|-----|-------|
| Use of a member's or leader's personal e-mail account                  | 239 | 48.3% |
| A congregational email account   | 363 | 73.3% |
| A congregational web page or website                                   | 461 | 93.1% |
| A computer database that holds the names and addresses of your members | 444 | 89.7% |
| None of these  | 3   | 0.6%  |

## C. Your Congregation's Identity

### 1. Do you agree or disagree with the following statements?

CHECK ONE OPTION ON EACH LINE

Table 13: Do you agree or disagree with the following descriptions for your congregation?

|   | Strongly disagree | Somewhat disagree | Neutral/ Unsure | Somewhat agree | Strongly agree | No answer | Total UUA FACT-05 |
|---|-------------------|-------------------|-----------------|----------------|----------------|-----------|-------------------|
| Is like a close-knit family                 | 10                | 42                | 40              | 267            | 134            | 2         | 495               |
| Has a clear mission and purpose             | 12                | 38                | 82              | 201            | 161            | 1         | 495               |
| Is willing to change to meet new challenges | 4                 | 31                | 70              | 237            | 151            | 2         | 495               |
| Is working for social justice               | 3                 | 19                | 32              | 188            | 252            | 1         | 495               |
| Is spiritually vital and alive              | 3                 | 18                | 62              | 209            | 199            | 4         | 495               |
| Holds strong beliefs and values             | 5                 | 9                 | 36              | 178            | 262            | 5         | 495               |
| Wants more members                          | 3                 | 3                 | 33              | 142            | 307            | 7         | 495               |

### 2. How much does your congregation emphasize the following home or personal practices?

CHECK ONE OPTION ON EACH LINE

Table 14: How much does your congregation emphasize the following home or personal practices?

|   | Not at all | A little | Some | Quite a bit | A lot | No answer | Total UUA FACT-05 |
|---|------------|----------|------|-------------|-------|-----------|-------------------|
| C2 - A. Personal devotions (prayer, meditation)       | 230        | 145      | 86   | 18          | 5     | 11        | 495               |
| C2 - B. Personal scripture study                      | 406        | 55       | 19   | 0           | 0     | 15        | 495               |
| C2 - C. Family devotions (prayer, special meals)      | 328        | 114      | 30   | 6           | 2     | 15        | 495               |
| C2 - D. Family scripture study                        | 446        | 25       | 5    | 2           | 17    | 495       | 495               |
| C2 - E. Tithing or sacrificial giving                 | 230        | 120      | 93   | 34          | 8     | 10        | 495               |
| C2 - F. Keeping the Sabbath or other worship day holy | 374        | 68       | 26   | 9           | 2     | 16        | 495               |

### 3. How would you describe the theological outlook of the majority of your congregation's regularly participating adults?

Table 15: Predominant THEOLOGICAL orientation of your congregation's regularly participating adults. (N=495)

|                                   |     |      |
|-----------------------------------|-----|------|
| Predominantly conservative        | 1   | 0%   |
| Somewhat on the conservative side | 9   | 2%   |
| Right in the middle               | 8   | 2%   |
| Somewhat on the liberal side      | 57  | 12%  |
| Predominantly liberal             | 414 | 84%  |
| No answer                         | 6   | 1%   |
| Total UUA FACT-2005               | 495 | 100% |

**4. How would you describe the political outlook of the majority of your congregation’s regularly participating adults?**

**Table 16: Predominant POLITICAL orientation of your congregation's regularly participating adults. (N=495)**

|                                   |     |      |
|-----------------------------------|-----|------|
| Predominantly conservative        | 0   | 0%   |
| Somewhat on the conservative side | 4   | 1%   |
| Right in the middle               | 6   | 1%   |
| Somewhat on the liberal side      | 72  | 15%  |
| Predominantly liberal             | 407 | 82%  |
| No answer                         | 6   | 1%   |
| Total Responses                   | 495 | 100% |

**D. Your Congregation’s Participants**

**1. How many people regularly participate in the worship services or other activities of your congregation?**

*(Count adults, youth, and children including those who are not official members)*

|  | WEEKLY<br>ATTENDANCE | RESPONDENTS |
|--|----------------------|-------------|
| <i>WRITE ONE NUMBER ON EACH LINE</i><br>A. Adults (age 18 and older) | Average: 124.56      | (N=488)     |
| B. Youth (age 12 – 17)   | Average: 14.77       | (N=482)     |
| C. Children (age 0 – 11)   | Average: 33.28       | (N=484)     |

**2. So far this year and for each of the last 5 years, what is your best estimate of the average weekly attendance at your congregation’s weekend worship services?**

*If you have more than one weekend worship service, use the average attendance for all worship services combined. Do not include special services, weddings, or funerals.*

| WRITE ONE NUMBER ON EACH LINE<br>YEAR | WEEKLY<br>ATTENDANCE | NUMBER of<br>RESPONDENTS |
|---------------------------------------|----------------------|--------------------------|
| A. 2005                               | 104.82               | 484                      |
| B. 2004                               | 99.47                | 476                      |
| C. 2003                               | 96.06                | 463                      |
| D. 2002                               | 95.38                | 436                      |
| E. 2001                               | 92.83                | 428                      |
| F. 2000                               | 89.82                | 418                      |

**3. Of the total number of regularly participating adults, what percent would you estimate are:**

*CHECK ONE OPTION ON EACH LINE*

**Table 17: Demographic characteristics of regularly participating adults**

|  | None<br>0% | Hardly<br>any 1-<br>10% | Few<br>11-<br>20% | Some<br>21-<br>40% | Many<br>41-<br>60% | Most<br>61-<br>80% | All or<br>nearly<br>all 81-<br>100% | No<br>answe<br>r | All<br>UUA<br>FACT-<br>05 |
|--|------------|-------------------------|-------------------|--------------------|--------------------|--------------------|-------------------------------------|------------------|---------------------------|
| A. Female  | 0          | 0                       | 0                 | 6                  | 379                | 104                | 3                                   | 3                | 495                       |
| B. College graduates                                   | 1          | 3                       | 4                 | 11                 | 83                 | 216                | 173                                 | 4                | 495                       |
| C. Under Age 35  | 10         | 83                      | 7                 | 170                | 34                 | 16                 | 4                                   | 1                | 495                       |
| D. Over 60 years old                                   | 2          | 15                      | 61                | 200                | 137                | 64                 | 14                                  | 2                | 495                       |
| E. New in the last five years                          | 0          | 14                      | 90                | 236                | 115                | 20                 | 15                                  | 5                | 495                       |
| F. Living within two miles of<br>the congregation      | 5          | 104                     | 8                 | 149                | 59                 | 17                 | 5                                   | 8                | 495                       |
| G. In households with children<br>under age 18 at home | 16         | 67                      | 5                 | 193                | 83                 | 16                 | 2                                   | 3                | 495                       |
| H. Hispanic or Latino/a                                | 174        | 296                     | 18                | 3                  | 0                  | 0                  | 0                                   | 4                | 495                       |
| I. Black or African American                           | 160        | 305                     | 18                | 6                  | 2                  | 0                  | 0                                   | 4                | 495                       |
| J. Asian   | 165        | 310                     | 12                | 2                  | 0                  | 0                  | 1                                   | 5                | 495                       |
| K. American Indian or Alaska<br>Native                 | 309        | 167                     | 4                 | 0                  | 1                  | 0                  | 0                                   | 14               | 495                       |
| L. Native Hawaiian or Pacific<br>Islander              | 384        | 97                      | 0                 | 0                  | 0                  | 0                  | 1                                   | 13               | 495                       |
| M. White   | 2          | 2                       | 0                 | 2                  | 9                  | 79                 | 385                                 | 16               | 495                       |
| N. Biracial or multiracial                             | 105        | 309                     | 53                | 11                 | 1                  | 0                  | 2                                   | 14               | 495                       |

**E. Your Congregation’s Leadership**

**1. Our congregation has:**

**Table 18: Ordained leadership in the congregation**

|  | Count      | Percent       |
|--|------------|---------------|
| A principal leader (senior minister, pastor, priest,<br>rabbi, imam) | 365        | 73.7%         |
| Co-principal leaders   | 37         | 7.5%          |
| No principal leader at present                                       | 84         | 17.0%         |
| No answer  | 9          | 1.8%          |
| <b>Total UUA FACT-05</b>   | <b>495</b> | <b>100.0%</b> |

In Questions 2 through 7, please describe the principal (ordained) leader of your congregation. If you have co-leaders, please describe the oldest of the co-leaders.

**2. (Ordained) Leader’s age in years:** Average Age: 53.13 years old ( N=395)

### 3. (Ordained) Leader's Employment Status

Table 19: How is this (ordained) leader employed?

|  | Count (N=411) | Percent |
|--|---------------|---------|
| Full time leader, without other employment | 275           | 66.9%   |
| Full time leader, with other employment    | 8             | 2.0%    |
| Part time leader, without other employment | 46            | 11.2%   |
| Part time leader, with other employment    | 72            | 17.5%   |
| No answer                                  | 10            | 2.4%    |
| Total Responses                            | 411           | 100.0%  |

### 4. Leader's Gender

Table 20: (Ordained) leader's gender

|                 | Count (N=411) | Percent |
|-----------------|---------------|---------|
| Male            | 200           | 48.7%   |
| Female          | 205           | 49.9%   |
| No answer       | 6             | 1.5%    |
| Total Responses | 411           | 100.0%  |

### 5. Leader's race or ethnicity:

### 6. Leader's highest level of education:

Table 21: (Ordained) Leader's highest level of education

|                                   | Count (N=411) | Percent |
|-----------------------------------|---------------|---------|
| Some college or technical school  | 4             | 1.0%    |
| College Bachelor's degree         | 21            | 5.1%    |
| Masters Degree (including M.Div.) | 285           | 69.3%   |
| Doctoral Degree (Ph.D., D.Min.)   | 91            | 22.1%   |
| No answer                         | 10            | 2.4%    |
| Total Responses                   | 411           | 100.0%  |

### 7. This person became the leader in what year? Mean: 2000(N=405)

### 8. During the past 10 years, how many principal leaders (including the current one and all interims) have served this congregation?

Average number of principal leaders since 1995: 2.82 N=488

**9. How many paid staff positions do you have in your congregation?**

Count only full-and part-time leadership staff - not support or maintenance staff. Count all positions whether currently filled or not. **WRITE ONE NUMBER ON EACH LINE**

|                           |                    |                |
|---------------------------|--------------------|----------------|
| <b>A. Total full-time</b> | <b>Mean = 1.06</b> | <b>(N=480)</b> |
| <b>B. Total part-time</b> | <b>Mean = 2.13</b> | <b>(N=493)</b> |

**10. During the past two years, has your congregation experienced any disagreements or conflicts?**

**Table 22: Has your congregation experienced any conflict during the past 2 years?**

|  | <b>Count</b> | <b>Percent</b> |
|--|--------------|----------------|
| No conflict I am aware of (you will go to Question F1) | 124          | 25.1%          |
| Some minor conflict                                    | 281          | 56.8%          |
| Major conflict   | 86           | 17.4%          |
| No answer  | 4            | 0.8%           |
| <b>Total Responses</b>                                 | <b>495</b>   | <b>1</b>       |

**11. If your congregation experienced conflict, did any of the following occur?**

**Table 23: If your congregation experienced conflict, did any of the following occur?**

|   | <b>Yes</b> | <b>No</b> | <b>No answer</b> | <b>Total UUA FACT-05</b> |
|---|------------|-----------|------------------|--------------------------|
| E11 - A. Some members left the congregation                 | 218        | 133       | 20               | 371                      |
| E11 - C. The leader resigned or was fired                   | 4          | 350       | 17               | 371                      |
| E11 - D. Members withheld contributions to the congregation | 131        | 191       | 49               | 371                      |

**F. Your Congregation’s Finances**

**1. How would you describe your congregation’s financial situation today compared to five years ago?**

**Table 24: Financial situation today (2005)**

|                        | <b>Count</b> | <b>Percent</b> |
|------------------------|--------------|----------------|
| In serious difficulty  | 14           | 2.8%           |
| In some difficulty     | 66           | 13.3%          |
| Tight, but we manage   | 206          | 41.6%          |
| Good                   | 151          | 30.5%          |
| Excellent              | 55           | 11.1%          |
| No answer              | 3            | 0.6%           |
| <b>Total Responses</b> | <b>495</b>   | <b>100.0%</b>  |



**Table 25: Financial situation five years ago (2000)**

|                       | Count | Percent |
|-----------------------|-------|---------|
| In serious difficulty | 20    | 4.0%    |
| In some difficulty    | 72    | 14.6%   |
| Tight, but we managed | 259   | 52.3%   |
| Good                  | 99    | 20.0%   |
| Excellent             | 23    | 4.7%    |
| No answer             | 22    | 4.4%    |
| Total Responses       | 495   | 100.0%  |

2. **What is the total amount of income your congregation received from all sources during your most recent fiscal year?**

**Average = \$206,412.52 (N=460)**

3. **How much of the above amount came from voluntary or required individual contributions (tithes, dues, or other offerings)?**

**Average = \$145,256.15 (N=458)**

## G. Your Congregation’s History and Affiliation

1. **In what year was your congregation officially organized or founded?**

**Average = 1923 (N=476)**

- 1 *Because this survey is for UUA congregations only, we omit questions 2 and 3 of the national questionnaire*  
 2 *Because this survey is for UUA congregations only, we omit questions 2 and 3 of the national questionnaire*

4. **During the past 20 years, has your congregation experienced any of the following?**

**Table 26: Has your congregation experienced any of the following during the past 20 years?**

|   | No  | 1985-1989 | 1990-1994 | 1995-1999 | 2000-2005 | No answer | UUA FACT-05 |
|---|-----|-----------|-----------|-----------|-----------|-----------|-------------|
| A. Merged with another congregation   | 482 | 3         | 2         | 3         |           | 6         | 496         |
| B. Absorbed another congregation that closed                                | 480 | 2         | 3         | 1         | 3         | 7         | 496         |
| C. Split into two or more congregations                                     | 453 | 8         | 11        | 9         | 10        | 7         | 498         |
| D. Helped plant or grow a new congregation                                  | 430 | 10        | 15        | 15        | 20        | 9         | 499         |
| E. Established satellite or branch locations                                | 486 |           |           | 3         | 1         | 6         | 496         |
| F. Became a part of a congregational cluster that shares a principal leader | 460 | 9         | 9         | 6         | 10        | 9         | 503         |
| G. Changed denominational affiliation                                       | 485 |           |           | 1         |           | 9         | 495         |
| H. Became an independent or unaffiliated congregation                       | 486 | 1         |           | 1         | 1         | 6         | 495         |
| I. Changed the name of your congregation                                    | 397 | 14        | 16        | 26        | 35        | 8         | 496         |

5. **What is the zip code of the place where your principal place of worship is located?**
6. **How would you describe the place where your principal place of worship is located?**

**Table 27: Location of UUA FACT-2005 congregations**

|                                 |     |
|---------------------------------|-----|
| City (50,000+)                  | 246 |
| Town (2,500 - 50,000)           | 221 |
| Rural (Less than 2,500)         | 28  |
| All UUA FACT-2005 congregations | 495 |

7. **If in or near a large city, is your place of worship located in:**

**Table 28: Area of the city of 50,000+ in which the UUA FACT-2005 congregation is located**

|  |     |
|--|-----|
| A downtown or central area of the city | 67  |
| An older residential area in the city  | 69  |
| An older suburb around the city        | 66  |
| A newer suburb around the city         | 36  |
| No answer                              | 8   |
| Total                                  | 246 |

8. **What is the approximate seating capacity of the space where your largest worship service is held?**

**Average = 188.51 (N=493)**

9. **What is the role of the person who completed the majority of this form?**

?1 Leader of the congregation (minister, pastor, priest, rabbi, imam)

?2 Administrator or other paid staff member

?3 Clerk, treasurer, or other lay leader

## H. Your Congregation's Future

- 1 **What is the most important issue or challenge currently facing your congregation?**

- 2 **What is your congregation's greatest strength?**

## I. Contact Information (optional)

If we need additional information about your answers or your congregation, can we contact you or someone else in the congregation?

Name of the contact person:

Phone number: ( )

Best times to reach this person at this phone number:

Email address:

**Thank you** very much for completing the questionnaire! You may use the remaining space to write additional notes.

**To send in your answers, please do one of the following:**

1. Help us conserve resources: use the Internet to enter your congregation's data through the UUA Faith Communities Today web site, at <http://www.calvin.edu/go/fact2005uua>. Your online response will save both postage and data entry costs.

—OR—

2. **Mail** the questionnaire back to the Center for Social Research at this address:

FAITH COMMUNITIES TODAY  
CENTER FOR SOCIAL RESEARCH  
3201 BURTON ST. SE  
GRAND RAPIDS MI 49546

If you have any comments or questions about the survey, please contact the Calvin College Center for Social Research at 616 526-6420 or [csr@calvin.edu](mailto:csr@calvin.edu). Information about the project is also available at <http://fact.hartsem.edu>. **Thank you again!**

**UUA FACT- 2005: This describes our largest weekend worship service 'Quite Well' or 'Very Well' and Roles of Respondents**

|                                | <b>Lay leader<br/>N=370</b> | <b>Minister<br/>N=95</b> | <b>Paid staff<br/>N=25</b> | <b>Other<br/>N=3</b> | <b>No answer<br/>N=1</b> | <b>All UUA<br/>FACT-05<br/>N=495</b> |
|--------------------------------|-----------------------------|--------------------------|----------------------------|----------------------|--------------------------|--------------------------------------|
| <b>Reverent</b>                | 157                         | 52                       | 12                         | 2                    | 1                        | <b>224</b>                           |
| <b>Informal</b>                | 140                         | 31                       | 10                         | 1                    | 1                        | <b>183</b>                           |
| <b>Sense of God's presence</b> | 42                          | 18                       | 6                          |                      |                          | <b>66</b>                            |
| <b>Joyful</b>                  | 257                         | 73                       | 20                         | 3                    | 1                        | <b>354</b>                           |
| <b>Liturgical</b>              | 102                         | 33                       | 6                          | 2                    |                          | <b>143</b>                           |
| <b>Exciting</b>                | 142                         | 36                       | 12                         | 1                    | 1                        | <b>192</b>                           |
| <b>Inspirational</b>           | 257                         | 77                       | 23                         | 2                    | 1                        | <b>360</b>                           |
| <b>Thought Provoking</b>       | 316                         | 87                       | 24                         | 2                    | 1                        | <b>430</b>                           |