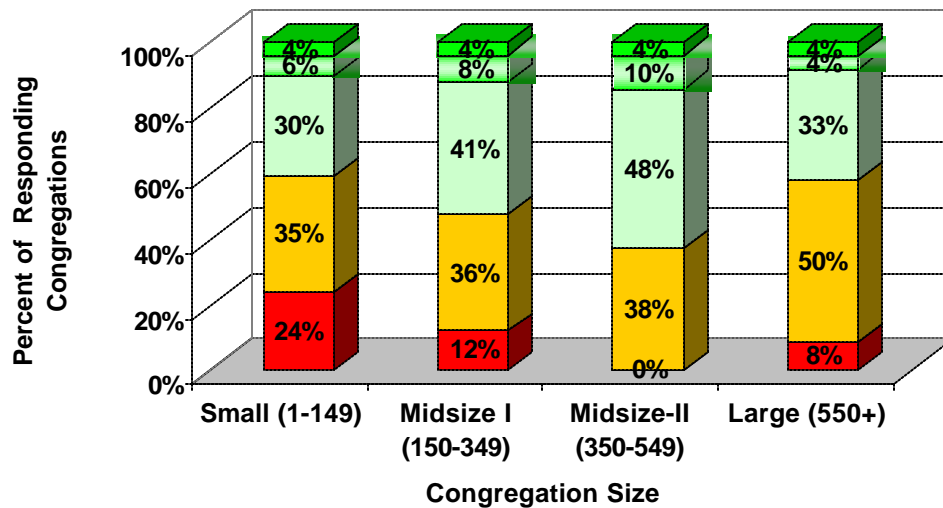


Faith Communities Today,  
2005

**Young Adults**  
**In**  
**UUA Congregations**

Survey: October, 2005  
Report: June 2006

## UUA FACT-2005 Percent of Adults under age 35 by Congregation Size



■ Hardly any: 0-10% 
 ■ Few: 11-20% 
 ■ Some 21-40% 
 ■ Many 41-60% 
 ■ Most: 61% to 100%

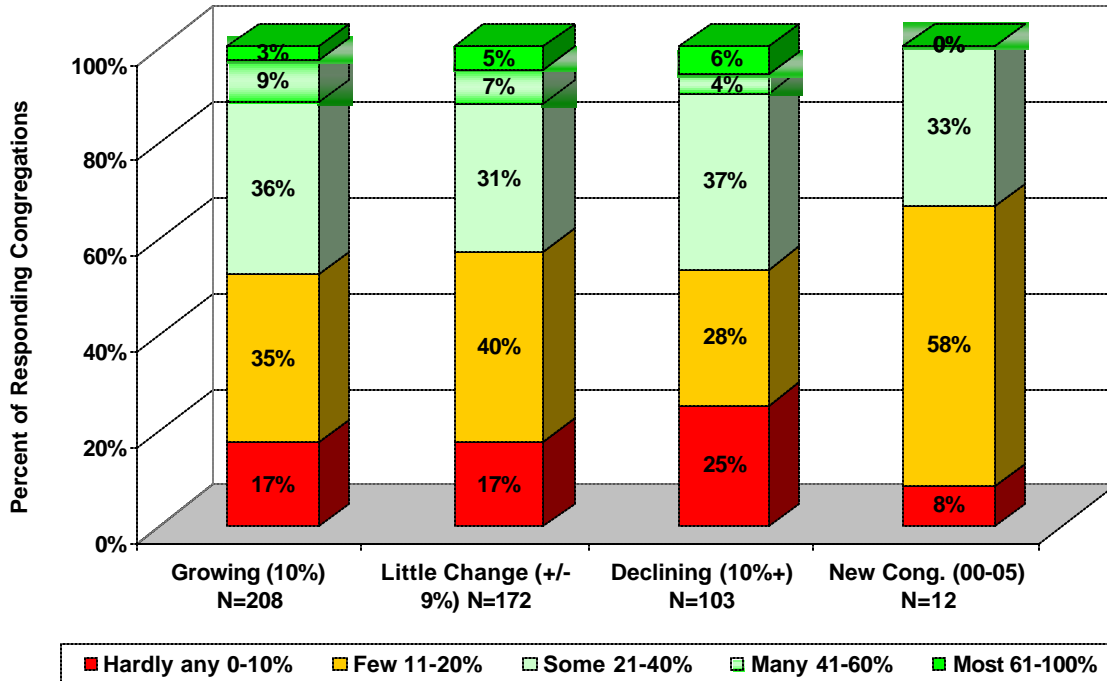
Midsize II UUA FACT-05 congregations were much more likely to have young adult members than other size congregations.

- All Midsize II congregation reported having at least 10% young adult members compared with other sizes reporting 'hardly any' (0-10%): Small (24%), Midsize I (12%) and Large (8%)
- 62% of Midsize II congregations reported more than 20% young adult members

## FACT-2005 Percent of Adults Under Age 35 and Congregation Size

Percent of Adults Under Age 35	Small (1-149)	Midsize I (150-349)	Midsize II (350-549)	Large (550+)	All FACT-2005
Hardly any 0-10%	74	17		2	93
Few 11-20%	105	49	11	12	177
Some 21-40%	92	56	14	8	170
Many 41-60%	19	11	3	1	34
Most 61-100%	13	5	1	1	16
No answer	1				1
<b>Grand Total</b>	<b>304</b>	<b>138</b>	<b>29</b>	<b>24</b>	<b>495</b>

## FACT-2005: Adult Members under Age 35 and Congregational Growth/Decline (2000-2005)



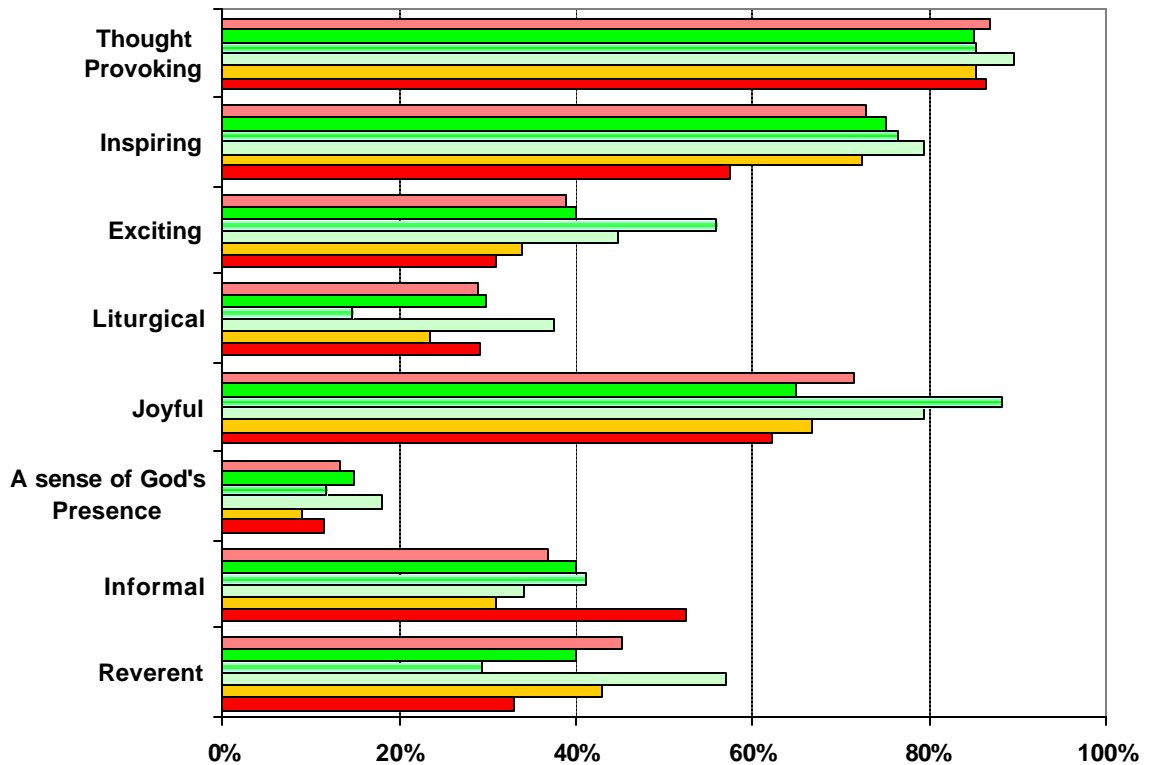
- Declining congregations were the most likely to report 'hardly any' young adult members (25%)
- New congregations were the most likely to have more than 10% young adult members (92%) but no responding new congregation had more than 40%

## FACT-2005: Percent Adult Members Under Age 35 and Congregational Growth/Decline (2000-2005)

### FACT-2005: Adult Members Under Age 35 and Congregational Growth/Decline

FACT-2005 Percent of Adults Under Age 35	UUA FACT-2005	Rapid Growth (20% +)	Growing (10-19%)	Little Change (+/-9%)	Declining (10-19%)	Rapid Decline (20%+)	New Cong. (00-05)
None 0%	10	1		6	3		
Hardly any 1-10%	83	23	12	24	10	13	1
Few 11-20%	177	50	23	68	16	13	7
Some 21-40%	170	53	22	53	18	20	4
Many 41-60%	34	12	6	12	1	3	
Most 61-80%	16	3	2	7	2	2	
All or nearly all 81-100%	4		1	1		2	
No answer	1			1			
Grand Total	495	142	66	172	50	53	12

**Percent young adult members and mood of worship service**  
**(Describes the largest worship service 'Quite or Very Well')**



	Reverent	Informal	A sense of God's Presence	Joyful	Liturgical	Exciting	Inspiring	Thought Provoking
All UUA FACT-05 N=495	45%	37%	13%	72%	29%	39%	73%	87%
Most (61-100%) N=20	40%	40%	15%	65%	30%	40%	75%	85%
Many (41-60%) N=34	29%	41%	12%	88%	15%	56%	76%	85%
Some (21-40%) N=170	57%	34%	18%	79%	38%	45%	79%	89%
Few (11-20%) N=177	43%	31%	9%	67%	24%	34%	72%	85%
Hardly any (0-10%) N=103	33%	52%	12%	62%	29%	31%	57%	86%

## Percent young adult members and mood of worship service

(Describes the largest worship service 'Quite or Very Well')

Percent of Adults Under Age 35	Hardly any (0-10%) N=103	Few (11-20%) N=177	Some (21-40%) N=170	Many (41-60%) N=34	Most (61-100%) N=20	UUA FACT-05 N=495
Reverent	34	76	97	10	8	224
Informal	54	55	58	14	8	183
A sense of God's presence	12	16	31	4	3	66
Joyful	64	118	135	30	13	354
Liturgical	30	42	64	5	6	143
Exciting	32	60	76	19	8	192
Inspiring	59	128	135	26	15	360
Thought Provoking	89	151	152	29	17	430
All FACT-2005	103	177	170	34	20	495